

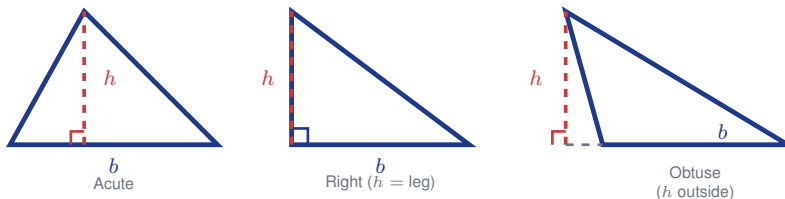
Area of Triangles

Name: _____

Date: _____

Score: _____ / 8

Here is a neat idea: every triangle is exactly *half* of a rectangle or parallelogram that shares its base and height—and that is why $A = \frac{1}{2}bh$ works! The one detail to watch is that the height must be measured **perpendicular** to the base, not along a slanted side. Once you keep base and perpendicular height straight, the formula works for acute, right, *and* obtuse triangles. Try it a few times and it will feel automatic!



Key Concepts & Quick Review

$A = \frac{1}{2} \times b \times h$ where b = base length and h = **perpendicular** height (altitude).

Any side can be the base; the height is always perpendicular to that base. If the triangle is right-angled, use the two legs as base and height.

Examples

① Find the area of a triangle with base 14 cm and height 9 cm .

Think It Through: Use the triangle area formula $A = \frac{1}{2}bh$. Here the base is 14 cm and the perpendicular height is 9 cm , so first multiply $14 \times 9 = 126$. A triangle is half of a matching parallelogram with the same base and height, so take half of 126 to get 63. Always finish with square units because area measures surface.

Answer: 63 cm^2

② A triangular sail has a base of $\frac{5}{2}\text{ m}$ and a height of $\frac{8}{3}\text{ m}$. Find its area in square meters.

Think It Through: The same formula works even with fractions: $A = \frac{1}{2}bh$. Substitute the base and height, then multiply the numerators and denominators carefully: $\frac{1}{2} \times \frac{5}{2} \times \frac{8}{3} = \frac{40}{12}$. Simplify the fraction to $\frac{10}{3}$, which is about 3.33. Keeping the exact fraction first helps avoid rounding too early.

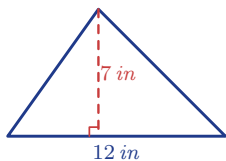
Answer: $\frac{10}{3} \approx 3.33\text{ m}^2$



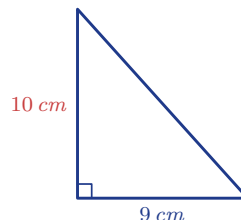
Practice Problems

Find the area of each triangle using $A = \frac{1}{2}bh$.

1. Find the area of the triangle.



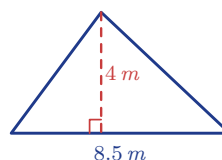
2. Find the area of the right triangle.



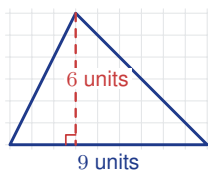
3. The height falls outside. Find the area.



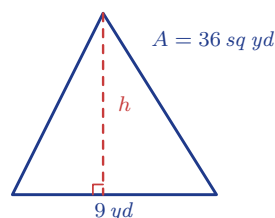
4. Find the area of the triangle.



5. Find the area in square units.



6. The area is 36 sq yd. Find h .



Study Tips

- The height **must be perpendicular** to the chosen base — a slanted side is never the height.
- For a right triangle, the two **legs** are base and height — no need to draw a separate altitude.
- Working backwards: if you know A and b , solve $h = \frac{2A}{b}$. If you know A and h , solve $b = \frac{2A}{h}$.



 **Word Problems**

7. A triangular garden plot has a base of 18 m and a height of 11 m . Fertiliser costs $\$3.50$ per square metre. Find the area of the garden and the total fertilizer cost. A second triangular plot has twice the base and half the height. Is its area the same? Find it and explain. _____
8. A kite is made from two triangles sharing the same base. The top triangle has base 40 cm and height 25 cm . The bottom triangle has the same base but a height of 35 cm . Find the total area of the kite. If kite paper costs $\$0.08$ per cm^2 , what is the material cost? _____



Answer Keys

- | | |
|--|--|
| <p>1) 42 sq in</p> <p>2) 45 sq cm</p> <p>3) 42 sq ft</p> <p>4) 17 sq m</p> <p>5) 27 sq units</p> | <p>6) $h = 8$ yd</p> <p>7) Each area 99 m²; cost \$346.50</p> <p>8) Top 500 cm²; bottom 700 cm²; total $1,200$ cm²; cost \$96</p> |
|--|--|

Step-by-Step Explanations

Strategy: For Adjacent, Vertical, and Linear Pair Angles, sketch the intersecting lines and label which angles are equal or supplementary before solving. Students should name the angle relationship before writing an equation.

Practice 1: Two angles form a linear pair. One angle is 45° . Find the other angle. **Answer:** 135°
For the first sample, use vertical angles as equal and linear pairs as angles that sum to 180 degrees.

Practice 15: Two vertical angles measure $(8 - 2x)^\circ$ and $(2 + 4x)^\circ$. Find each angle measure. **Answer:** 6°
Late in the set, use vertical angles as equal and linear pairs as angles that sum to 180 degrees.

Word-problem notes:

16. Answer: $4x + 12 = 6x - 8 \Rightarrow x = 10$; angles: $52^\circ, 128^\circ, 52^\circ, 128^\circ$; linear pairs: $(52^\circ, 128^\circ)$.

Since the marked angles are vertical angles, they are equal. Set $4x + 12 = 6x - 8$ and solve: $20 = 2x$, so $x = 10$. Now find the angle measure: $4(10) + 12 = 52^\circ$. Its vertical angle is also 52° . The two adjacent angles form linear pairs with 52° , so each is $180^\circ - 52^\circ = 128^\circ$. A linear pair is always two adjacent angles that make a straight line.

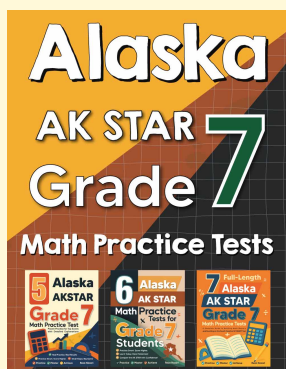
17. Answer: $2y - 5 + y + 20 = 180 \Rightarrow y = 55$; angles: $105^\circ, 75^\circ, 105^\circ, 75^\circ$; symmetric X requires 90° each — only with perpendicular trim.

These two angles are adjacent and form a linear pair, so they add to 180° . Write $(2y - 5) + (y + 20) = 180$. Combining like terms gives $3y + 15 = 180$, so $3y = 165$ and $y = 55$. Substitute back to find the angles: $2(55) - 5 = 105^\circ$ and $55 + 20 = 75^\circ$. Their vertical partners match them, so the four angles are $105^\circ, 75^\circ, 105^\circ, 75^\circ$. If all four were equal, each would have to be 90° , which happens only when the trim pieces are perpendicular.



Want Even More Practice?

Check Out Our Other Alaska AK STAR Test Books!



Alaska AK STAR Grade 7 Math Preparation Bundle

18 full-length practice tests across three books (5 + 6 + 7)

No repeated questions—maximum practice value!



18 Tests!
3 Books
One Bundle

Important: All our test books contain **unique, completely different tests** from each other! Each book offers fresh practice questions—no repeats!

5 Practice Tests

- ✓ 5 complete practice tests with detailed explanations
- ✓ Perfect foundation for AK STAR test preparation
- ✓ Builds confidence and test-taking skills
- ✓ High-quality questions aligned with state standards

Start your practice journey!

6 Practice Tests

- ✓ 6 complete practice tests with detailed explanations
- ✓ **Unique tests**—different from the 5 tests book
- ✓ Perfect for more practice after mastering 5 tests
- ✓ Builds even more confidence and test-taking skills
- ✓ Same high-quality questions aligned with standards

Take your practice to the next level!

7 Practice Tests

- ✓ 7 complete practice tests for maximum preparation
- ✓ **Unique tests**—different from 5 and 6 tests books
- ✓ The most comprehensive practice for Grade 7
- ✓ Ideal for students aiming for top scores
- ✓ Extensive practice builds mastery and confidence

Go all the way with comprehensive practice!