

Adding and Subtracting Rational Numbers

Name: _____

Date: _____

Score: _____ / 17

This is where everything you have learned about fractions, decimals, and integer signs comes together! To add or subtract rational numbers, the first step is to get the numbers into a form you can combine—find the LCD for fractions, or line up decimal points for decimals. When subtraction gets confusing, remember the trick: rewrite it as *adding the opposite*. Apply the sign rules carefully and you will get both the correct value *and* the correct sign every time.

Key Concepts & Quick Review

Same signs: add absolute values; keep common sign. **Example:** $-\frac{3}{4} + (-\frac{1}{4}) = -\frac{4}{4} = -1$

Different signs: subtract absolute values; keep sign of larger. **Subtraction:** $a - b = a + (-b)$ (add the opposite) **LCD first** when denominators differ.

Examples

① Find $-\frac{3}{4} + (-\frac{1}{3})$.

Think It Through: Both numbers are negative, so they have the same sign. That means we add their absolute values and keep the negative sign at the end. To add $\frac{3}{4}$ and $\frac{1}{3}$, first use the LCD 12. Rewrite them as $\frac{9}{12}$ and $\frac{4}{12}$, then add to get $\frac{13}{12}$. Finally put the negative back: $-\frac{13}{12} = -1\frac{1}{12}$. Same signs means the movement goes in the same direction on the number line.

Answer: $-1\frac{1}{12}$

② The temperature changed -2.5°F in the morning and -1.75°F in the afternoon. What was the total temperature change for the day?

Think It Through: Since both changes are negative, add the absolute values: $2.5 + 1.75 = 4.25$. Then keep the negative sign because both changes were drops. So the total change is -4.25°F . In words, the temperature fell by 4.25°F during the day. A negative result here makes sense because every change in the problem was a drop.

Answer: -4.25°F

Practice Problems

Add or subtract each rational number expression. Simplify your answer.

1. $-\frac{3}{4} + \frac{1}{4} =$ _____

3. $-\frac{7}{8} - \frac{1}{8} =$ _____

2. $\frac{5}{6} + (-\frac{1}{6}) =$ _____

4. $-\frac{2}{3} + \frac{1}{2} =$ _____



5. $\frac{3}{4} - \left(-\frac{1}{3}\right) =$ _____

6. $-\frac{5}{6} + \frac{3}{4} =$ _____

7. $-0.8 + (-0.5) =$ _____

8. $-2.75 + 1.5 =$ _____

9. $3.6 - (-1.4) =$ _____

10. $-4.2 - (-3.7) =$ _____

11. $-\frac{3}{5} + \left(-\frac{7}{10}\right) =$ _____




12. $1\frac{1}{4} + \left(-\frac{3}{4}\right) =$ _____

13. $-2\frac{1}{3} - \frac{2}{3} =$ _____

14. $-1\frac{5}{6} + \frac{5}{6} =$ _____

15. $\frac{7}{8} - \left(-\frac{3}{8}\right) - \frac{5}{4} =$ _____

Study Tips

-  When mixing fractions and decimals, convert everything to the same form before adding or subtracting.
-  For subtraction, always rewrite as addition of the opposite *first*: $-\frac{5}{6} - \left(-\frac{1}{4}\right) = -\frac{5}{6} + \frac{1}{4}$.
-  Watch for zero pairs: $-\frac{3}{4} + \frac{3}{4} = 0$. Spotting them early simplifies multi-step problems dramatically.

Word Problems

16. A mountain climber's elevation changes by $-\frac{7}{8}$ km in the morning (descending into a valley) and $+\frac{5}{6}$ km in the afternoon (ascending). Find the net elevation change for the day. Did the climber end up higher or lower than the starting point, and by how many kilometers? _____

17. A scientist records these temperature changes over five days: $-2\frac{1}{4}$ °F, $+1.75$ °F, $-\frac{3}{8}$ °F, $+0.5$ °F, and $-1\frac{1}{8}$ °F. Convert all values to fractions with a common denominator and find the total temperature change. Then find the average daily change by dividing the total by 5. _____



Answer Keys

- 1) $-\frac{1}{2}$
- 2) $\frac{2}{3}$
- 3) -1
- 4) $-\frac{1}{6}$
- 5) $\frac{13}{12}$
- 6) $-\frac{1}{12}$
- 7) $-\frac{13}{10}$
- 8) $-\frac{5}{4}$
- 9) 5

- 10) $-\frac{1}{2}$
- 11) $-\frac{13}{10}$
- 12) $\frac{1}{2}$
- 13) -3
- 14) -1
- 15) 0
- 16) $-\frac{1}{24}$ km lower
- 17) Total -1.5°F ; average -0.3°F per day

Step-by-Step Explanations

Tutoring notes not found for this topic.



Want Even More Practice?

Check Out Our Other Tennessee TCAP Test Books!



Tennessee TCAP Grade 7 Math Preparation Bundle

18 full-length practice tests across three books (5 + 6 + 7)
No repeated questions—maximum practice value!



18 Tests!
3 Books
One Bundle

Important: All our test books contain **unique, completely different tests** from each other! Each book offers fresh practice questions—no repeats!

5 Practice Tests

- ✓ 5 complete practice tests with detailed explanations
- ✓ Perfect foundation for TCAP test preparation
- ✓ Builds confidence and test-taking skills
- ✓ High-quality questions aligned with state standards

Start your practice journey!

6 Practice Tests

- ✓ 6 complete practice tests with detailed explanations
- ✓ **Unique tests**—different from the 5 tests book
- ✓ Perfect for more practice after mastering 5 tests
- ✓ Builds even more confidence and test-taking skills
- ✓ Same high-quality questions aligned with standards

Take your practice to the next level!

7 Practice Tests

- ✓ 7 complete practice tests for maximum preparation
- ✓ **Unique tests**—different from 5 and 6 tests books
- ✓ The most comprehensive practice for Grade 7
- ✓ Ideal for students aiming for top scores
- ✓ Extensive practice builds mastery and confidence

Go all the way with comprehensive practice!