

Dividing by One-Digit Divisors




Grade 5 Math • Section 2.2

Name: _____


Date: _____

Score: _____ / 17

Quick Review and Helpful Hints

-  **Long-division steps:** Divide → Multiply → Subtract → Bring down. Repeat.
-  Check by multiplying: quotient \times divisor + remainder = dividend.
-  If a digit in the dividend is too small to divide, write 0 in the quotient and bring down the next digit.

 **Example:** Find $4,536 \div 8$.

 8 goes into 45 five times ($8 \times 5 = 40$, remainder 5). Bring down 3: $53 \div 8 = 6$ remainder 5. Bring down 6: $56 \div 8 = 7$ exactly. Answer: 567.

 **Answer:** 567

Practice Problems

Divide. Write the quotient and any remainder.

- | | | |
|---------------------------|----------------------------|----------------------------|
| 1. $846 \div 3 =$ _____ | 6. $2,709 \div 9 =$ _____ | 11. $6,125 \div 5 =$ _____ |
| 2. $975 \div 5 =$ _____ | 7. $4,816 \div 8 =$ _____ | 12. $8,461 \div 7 =$ _____ |
| 3. $1,248 \div 4 =$ _____ | 8. $1,530 \div 6 =$ _____ | 13. $3,504 \div 8 =$ _____ |
| 4. $3,654 \div 6 =$ _____ | 9. $9,072 \div 4 =$ _____ | 14. $2,917 \div 9 =$ _____ |
| 5. $5,040 \div 7 =$ _____ | 10. $7,203 \div 3 =$ _____ | 15. $5,555 \div 6 =$ _____ |

Word Problems

16. A bakery makes 2,346 cookies and packs them equally into 6 boxes. How many cookies are in each box? _____

17. A ribbon is 1,575 centimeters long. It is cut into 9 equal pieces. How long is each piece? _____



Answer Keys

- | | |
|---------------------------------------|--|
| 1. <input type="text" value="282"/> | 10. <input type="text" value="2,401"/> |
| 2. <input type="text" value="195"/> | 11. <input type="text" value="1,225"/> |
| 3. <input type="text" value="312"/> | 12. <input type="text" value="1,208 R 5"/> |
| 4. <input type="text" value="609"/> | 13. <input type="text" value="438"/> |
| 5. <input type="text" value="720"/> | 14. <input type="text" value="324 R 1"/> |
| 6. <input type="text" value="301"/> | 15. <input type="text" value="925 R 5"/> |
| 7. <input type="text" value="602"/> | 16. <input type="text" value="391"/> |
| 8. <input type="text" value="255"/> | 17. <input type="text" value="175"/> |
| 9. <input type="text" value="2,268"/> | |

Step-by-Step Explanations

1. Start with the main idea. For dividing by one-digit divisors, divide 846 by 3. $846 \div 3 = 282$. Check division by multiplying the quotient back by the divisor.
2. Keep the work tidy. For dividing by one-digit divisors, divide 975 by 5. $975 \div 5 = 195$. A remainder means there was not enough left for one more full group.
3. Look at what the numbers mean. For dividing by one-digit divisors, divide 1,248 by 4. $1,248 \div 4 = 312$. Use estimation to choose a quotient that is close before you divide exactly.
4. Use the setup first. For dividing by one-digit divisors, divide 3,654 by 6. $3,654 \div 6 = 609$. Check division by multiplying the quotient back by the divisor.
5. Check the size of the answer. For dividing by one-digit divisors, divide 5,040 by 7. $5,040 \div 7 = 720$. A remainder means there was not enough left for one more full group.
6. Match the operation to the words. For dividing by one-digit divisors, divide 2,709 by 9. $2,709 \div 9 = 301$. Use estimation to choose a quotient that is close before you divide exactly.
7. Write the important values first. For dividing by one-digit divisors, divide 4,816 by 8. $4,816 \div 8 = 602$. Check division by multiplying the quotient back by the divisor.
8. Follow the pattern carefully. For dividing by one-digit divisors, divide 1,530 by 6. $1,530 \div 6 = 255$. A remainder means there was not enough left for one more full group.
9. Start with the main idea. For dividing by one-digit divisors, divide 9,072 by 4. $9,072 \div 4 = 2,268$. Use estimation to choose a quotient that is close before you divide exactly.
10. Keep the work tidy. For dividing by one-digit divisors, divide 7,203 by 3. $7,203 \div 3 = 2,401$. Check division by multiplying the quotient back by the divisor.
11. Look at what the numbers mean. For dividing by one-digit divisors, divide 6,125 by 5. $6,125 \div 5 = 1,225$. A remainder means there was not enough left for one more full group.
12. Use the setup first. For dividing by one-digit divisors, divide 8,461 by 7. $8,461 \div 7 = 1,208$ remainder 5. Use estimation to choose a quotient that is close before you divide exactly.
13. Check the size of the answer. For dividing by one-digit divisors, divide 3,504 by 8. $3,504 \div 8 = 438$. Check division by multiplying the quotient back by the divisor.
14. Match the operation to the words. For dividing by one-digit divisors, divide 2,917 by 9. $2,917 \div 9 = 324$ remainder 1. A remainder means there was not enough left for one more full group.
15. Write the important values first. For dividing by one-digit divisors, divide 5,555 by 6. $5,555 \div 6 = 925$ remainder 5. Use estimation to choose a quotient that is close before you divide exactly.
16. Follow the pattern carefully. For dividing by one-digit divisors, divide cookies equally: $2,346 \div 6 = 391$. Check division by multiplying the quotient back by the divisor.
17. Start with the main idea. For dividing by one-digit divisors, divide the ribbon length by 9: $1,575 \div 9 = 175$ cm. A remainder means there was not enough left for one more full group.



Want Even More Practice?

Check Out Our Other Vermont VTCAP Test Books!



Vermont VTCAP Grade 5 Math Preparation Bundle

18 full-length practice tests across three books
(5 + 6 + 7)

No repeated questions—maximum practice value!



18 Tests!
3 Books
One Bundle

Important: All our test books contain **unique, completely different tests** from each other! Each book offers fresh practice questions—no repeats!

5 Practice Tests

- ✓ 5 complete practice tests with detailed explanations
- ✓ Perfect foundation for VTCAP test preparation
- ✓ Builds confidence and test-taking skills
- ✓ High-quality questions aligned with state standards

Start your practice journey!

6 Practice Tests

- ✓ 6 complete practice tests with detailed explanations
- ✓ **Unique tests**—different from the 5 tests book
- ✓ Perfect for more practice after mastering 5 tests
- ✓ Builds even more confidence and test-taking skills
- ✓ Same high-quality questions aligned with standards

Take your practice to the next level!

7 Practice Tests

- ✓ 7 complete practice tests for maximum preparation
- ✓ **Unique tests**—different from 5 and 6 tests books
- ✓ The most comprehensive practice for Grade 5
- ✓ Ideal for students aiming for top scores
- ✓ Extensive practice builds mastery and confidence

Go all the way with comprehensive practice!