

Dividing by One-Digit Divisors




Grade 5 Math • Section 2.2

Name: _____


Date: _____

Score: _____ / 17

Quick Review and Helpful Hints

-  **Long-division steps:** Divide → Multiply → Subtract → Bring down. Repeat.
-  Check by multiplying: quotient \times divisor + remainder = dividend.
-  If a digit in the dividend is too small to divide, write 0 in the quotient and bring down the next digit.

 **Example:** Find $4,536 \div 8$.

 8 goes into 45 five times ($8 \times 5 = 40$, remainder 5). Bring down 3: $53 \div 8 = 6$ remainder 5. Bring down 6: $56 \div 8 = 7$ exactly. Answer: 567.

 **Answer:** 567

Practice Problems

Divide. Write the quotient and any remainder.

- | | | |
|---------------------------|----------------------------|----------------------------|
| 1. $846 \div 3 =$ _____ | 6. $2,709 \div 9 =$ _____ | 11. $6,125 \div 5 =$ _____ |
| 2. $975 \div 5 =$ _____ | 7. $4,816 \div 8 =$ _____ | 12. $8,461 \div 7 =$ _____ |
| 3. $1,248 \div 4 =$ _____ | 8. $1,530 \div 6 =$ _____ | 13. $3,504 \div 8 =$ _____ |
| 4. $3,654 \div 6 =$ _____ | 9. $9,072 \div 4 =$ _____ | 14. $2,917 \div 9 =$ _____ |
| 5. $5,040 \div 7 =$ _____ | 10. $7,203 \div 3 =$ _____ | 15. $5,555 \div 6 =$ _____ |

Word Problems

16. A bakery makes 2,346 cookies and packs them equally into 6 boxes. How many cookies are in each box? _____

17. A ribbon is 1,575 centimeters long. It is cut into 9 equal pieces. How long is each piece? _____



Answer Keys

- | | |
|---------------------------------------|--|
| 1. <input type="text" value="282"/> | 10. <input type="text" value="2,401"/> |
| 2. <input type="text" value="195"/> | 11. <input type="text" value="1,225"/> |
| 3. <input type="text" value="312"/> | 12. <input type="text" value="1,208 R 5"/> |
| 4. <input type="text" value="609"/> | 13. <input type="text" value="438"/> |
| 5. <input type="text" value="720"/> | 14. <input type="text" value="324 R 1"/> |
| 6. <input type="text" value="301"/> | 15. <input type="text" value="925 R 5"/> |
| 7. <input type="text" value="602"/> | 16. <input type="text" value="391"/> |
| 8. <input type="text" value="255"/> | 17. <input type="text" value="175"/> |
| 9. <input type="text" value="2,268"/> | |

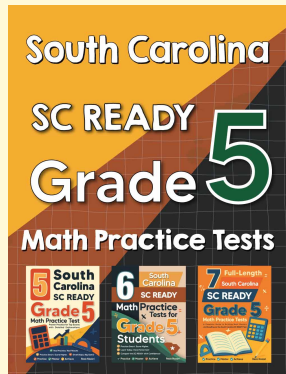
Step-by-Step Explanations

1. Start with the main idea. For dividing by one-digit divisors, divide 846 by 3. $846 \div 3 = 282$. Check division by multiplying the quotient back by the divisor.
2. Keep the work tidy. For dividing by one-digit divisors, divide 975 by 5. $975 \div 5 = 195$. A remainder means there was not enough left for one more full group.
3. Look at what the numbers mean. For dividing by one-digit divisors, divide 1,248 by 4. $1,248 \div 4 = 312$. Use estimation to choose a quotient that is close before you divide exactly.
4. Use the setup first. For dividing by one-digit divisors, divide 3,654 by 6. $3,654 \div 6 = 609$. Check division by multiplying the quotient back by the divisor.
5. Check the size of the answer. For dividing by one-digit divisors, divide 5,040 by 7. $5,040 \div 7 = 720$. A remainder means there was not enough left for one more full group.
6. Match the operation to the words. For dividing by one-digit divisors, divide 2,709 by 9. $2,709 \div 9 = 301$. Use estimation to choose a quotient that is close before you divide exactly.
7. Write the important values first. For dividing by one-digit divisors, divide 4,816 by 8. $4,816 \div 8 = 602$. Check division by multiplying the quotient back by the divisor.
8. Follow the pattern carefully. For dividing by one-digit divisors, divide 1,530 by 6. $1,530 \div 6 = 255$. A remainder means there was not enough left for one more full group.
9. Start with the main idea. For dividing by one-digit divisors, divide 9,072 by 4. $9,072 \div 4 = 2,268$. Use estimation to choose a quotient that is close before you divide exactly.
10. Keep the work tidy. For dividing by one-digit divisors, divide 7,203 by 3. $7,203 \div 3 = 2,401$. Check division by multiplying the quotient back by the divisor.
11. Look at what the numbers mean. For dividing by one-digit divisors, divide 6,125 by 5. $6,125 \div 5 = 1,225$. A remainder means there was not enough left for one more full group.
12. Use the setup first. For dividing by one-digit divisors, divide 8,461 by 7. $8,461 \div 7 = 1,208$ remainder 5. Use estimation to choose a quotient that is close before you divide exactly.
13. Check the size of the answer. For dividing by one-digit divisors, divide 3,504 by 8. $3,504 \div 8 = 438$. Check division by multiplying the quotient back by the divisor.
14. Match the operation to the words. For dividing by one-digit divisors, divide 2,917 by 9. $2,917 \div 9 = 324$ remainder 1. A remainder means there was not enough left for one more full group.
15. Write the important values first. For dividing by one-digit divisors, divide 5,555 by 6. $5,555 \div 6 = 925$ remainder 5. Use estimation to choose a quotient that is close before you divide exactly.
16. Follow the pattern carefully. For dividing by one-digit divisors, divide cookies equally: $2,346 \div 6 = 391$. Check division by multiplying the quotient back by the divisor.
17. Start with the main idea. For dividing by one-digit divisors, divide the ribbon length by 9: $1,575 \div 9 = 175$ cm. A remainder means there was not enough left for one more full group.



Want Even More Practice?

Check Out Our Other South Carolina SC READY Test Books!



South Carolina SC READY Grade 5 Math Preparation Bundle

18 full-length practice tests across three books
(5 + 6 + 7)

No repeated questions—maximum practice value!



18 Tests!
3 Books
One Bundle

Important: All our test books contain **unique, completely different tests** from each other! Each book offers fresh practice questions—no repeats!

5 Practice Tests

- ✓ 5 complete practice tests with detailed explanations
- ✓ Perfect foundation for SC READY test preparation
- ✓ Builds confidence and test-taking skills
- ✓ High-quality questions aligned with state standards

Start your practice journey!

6 Practice Tests

- ✓ 6 complete practice tests with detailed explanations
- ✓ **Unique tests**—different from the 5 tests book
- ✓ Perfect for more practice after mastering 5 tests
- ✓ Builds even more confidence and test-taking skills
- ✓ Same high-quality questions aligned with standards

Take your practice to the next level!

7 Practice Tests

- ✓ 7 complete practice tests for maximum preparation
- ✓ **Unique tests**—different from 5 and 6 tests books
- ✓ The most comprehensive practice for Grade 5
- ✓ Ideal for students aiming for top scores
- ✓ Extensive practice builds mastery and confidence

Go all the way with comprehensive practice!