

# Dividing by One-Digit Divisors




Grade 5 Math • Section 2.2

Name: \_\_\_\_\_


Date: \_\_\_\_\_

Score: \_\_\_\_\_ / 17

## Quick Review and Helpful Hints

-  **Long-division steps:** Divide → Multiply → Subtract → Bring down. Repeat.
-  Check by multiplying: quotient  $\times$  divisor + remainder = dividend.
-  If a digit in the dividend is too small to divide, write 0 in the quotient and bring down the next digit.

 **Example:** Find  $4,536 \div 8$ .

 8 goes into 45 five times ( $8 \times 5 = 40$ , remainder 5). Bring down 3:  $53 \div 8 = 6$  remainder 5. Bring down 6:  $56 \div 8 = 7$  exactly. Answer: 567.

 **Answer:** 567

## Practice Problems

Divide. Write the quotient and any remainder.

- |                           |                            |                            |
|---------------------------|----------------------------|----------------------------|
| 1. $846 \div 3 =$ _____   | 6. $2,709 \div 9 =$ _____  | 11. $6,125 \div 5 =$ _____ |
| 2. $975 \div 5 =$ _____   | 7. $4,816 \div 8 =$ _____  | 12. $8,461 \div 7 =$ _____ |
| 3. $1,248 \div 4 =$ _____ | 8. $1,530 \div 6 =$ _____  | 13. $3,504 \div 8 =$ _____ |
| 4. $3,654 \div 6 =$ _____ | 9. $9,072 \div 4 =$ _____  | 14. $2,917 \div 9 =$ _____ |
| 5. $5,040 \div 7 =$ _____ | 10. $7,203 \div 3 =$ _____ | 15. $5,555 \div 6 =$ _____ |

## Word Problems

16. A bakery makes 2,346 cookies and packs them equally into 6 boxes. How many cookies are in each box? \_\_\_\_\_

17. A ribbon is 1,575 centimeters long. It is cut into 9 equal pieces. How long is each piece? \_\_\_\_\_



## Answer Keys

- |          |               |
|----------|---------------|
| 1. 282   | 10. 2,401     |
| 2. 195   | 11. 1,225     |
| 3. 312   | 12. 1,208 R 5 |
| 4. 609   | 13. 438       |
| 5. 720   | 14. 324 R 1   |
| 6. 301   | 15. 925 R 5   |
| 7. 602   | 16. 391       |
| 8. 255   | 17. 175       |
| 9. 2,268 |               |

### Step-by-Step Explanations

- Start with the main idea. For dividing by one-digit divisors, divide 846 by 3.  $846 \div 3 = 282$ . Check division by multiplying the quotient back by the divisor.
- Keep the work tidy. For dividing by one-digit divisors, divide 975 by 5.  $975 \div 5 = 195$ . A remainder means there was not enough left for one more full group.
- Look at what the numbers mean. For dividing by one-digit divisors, divide 1,248 by 4.  $1,248 \div 4 = 312$ . Use estimation to choose a quotient that is close before you divide exactly.
- Use the setup first. For dividing by one-digit divisors, divide 3,654 by 6.  $3,654 \div 6 = 609$ . Check division by multiplying the quotient back by the divisor.
- Check the size of the answer. For dividing by one-digit divisors, divide 5,040 by 7.  $5,040 \div 7 = 720$ . A remainder means there was not enough left for one more full group.
- Match the operation to the words. For dividing by one-digit divisors, divide 2,709 by 9.  $2,709 \div 9 = 301$ . Use estimation to choose a quotient that is close before you divide exactly.
- Write the important values first. For dividing by one-digit divisors, divide 4,816 by 8.  $4,816 \div 8 = 602$ . Check division by multiplying the quotient back by the divisor.
- Follow the pattern carefully. For dividing by one-digit divisors, divide 1,530 by 6.  $1,530 \div 6 = 255$ . A remainder means there was not enough left for one more full group.
- Start with the main idea. For dividing by one-digit divisors, divide 9,072 by 4.  $9,072 \div 4 = 2,268$ . Use estimation to choose a quotient that is close before you divide exactly.
- Keep the work tidy. For dividing by one-digit divisors, divide 7,203 by 3.  $7,203 \div 3 = 2,401$ . Check division by multiplying the quotient back by the divisor.
- Look at what the numbers mean. For dividing by one-digit divisors, divide 6,125 by 5.  $6,125 \div 5 = 1,225$ . A remainder means there was not enough left for one more full group.
- Use the setup first. For dividing by one-digit divisors, divide 8,461 by 7.  $8,461 \div 7 = 1,208$  remainder 5. Use estimation to choose a quotient that is close before you divide exactly.
- Check the size of the answer. For dividing by one-digit divisors, divide 3,504 by 8.  $3,504 \div 8 = 438$ . Check division by multiplying the quotient back by the divisor.
- Match the operation to the words. For dividing by one-digit divisors, divide 2,917 by 9.  $2,917 \div 9 = 324$  remainder 1. A remainder means there was not enough left for one more full group.
- Write the important values first. For dividing by one-digit divisors, divide 5,555 by 6.  $5,555 \div 6 = 925$  remainder 5. Use estimation to choose a quotient that is close before you divide exactly.
- Follow the pattern carefully. For dividing by one-digit divisors, divide cookies equally:  $2,346 \div 6 = 391$ . Check division by multiplying the quotient back by the divisor.
- Start with the main idea. For dividing by one-digit divisors, divide the ribbon length by 9:  $1,575 \div 9 = 175$  cm. A remainder means there was not enough left for one more full group.



# Want Even More Practice?

Check Out Our Other Massachusetts MCAS Test Books!



## Massachusetts MCAS Grade 5 Math Preparation Bundle

18 full-length practice tests across three books  
(5 + 6 + 7)

No repeated questions—maximum practice value!



**18 Tests!**  
**3 Books**  
**One Bundle**

**Important:** All our test books contain **unique, completely different tests** from each other! Each book offers fresh practice questions—no repeats!

### 5 Practice Tests

- ✓ 5 complete practice tests with detailed explanations
- ✓ Perfect foundation for MCAS test preparation
- ✓ Builds confidence and test-taking skills
- ✓ High-quality questions aligned with state standards

**Start your practice journey!**

### 6 Practice Tests

- ✓ 6 complete practice tests with detailed explanations
- ✓ **Unique tests**—different from the 5 tests book
- ✓ Perfect for more practice after mastering 5 tests
- ✓ Builds even more confidence and test-taking skills
- ✓ Same high-quality questions aligned with standards

**Take your practice to the next level!**

### 7 Practice Tests

- ✓ 7 complete practice tests for maximum preparation
- ✓ **Unique tests**—different from 5 and 6 tests books
- ✓ The most comprehensive practice for Grade 5
- ✓ Ideal for students aiming for top scores
- ✓ Extensive practice builds mastery and confidence

**Go all the way with comprehensive practice!**