

# Story Text vs. Visual or Oral Versions

Name: \_\_\_\_\_

Date: \_\_\_\_\_

Score: \_\_\_\_\_ / 10



## Quick Review

The same story can be told as words on a page, as pictures, or as a play on a stage. Each version **SHOWS** the story in a different way and can leave out, add, or change details.

### PART 1 — READ

Read the passage. Then answer the questions.

### The Inventor's Daughter — Story and Stage

[From the Story]

Esme's father was an inventor, and the front room of their cottage was crowded with strange machines: a clock that ticked backward, a kettle that whistled three different notes, and a tall metal bird with eyes made of green glass. Esme loved the metal bird best. She wound its key every morning, and it walked three slow steps before stopping. One stormy night, lightning struck the chimney. The whole cottage shook, and when Esme ran into the front room, the metal bird was walking on its own — across the floor, around the table, and toward the window. Its green eyes glowed, and a small note in her father's handwriting was tucked under its wing. The note said: "For Esme. It only walks when she is brave."

[From the Stage Version — Stage Directions and Dialogue]

(SCENE: A workshop full of clocks and gears. ESME, age ten, kneels by a tall metal bird. Thunder cracks. The lights flicker. The bird's eyes glow green.)

ESME (whispering): You're walking. You're really walking.

(The bird takes three slow steps, then three more. ESME picks up a folded note from beneath its wing.)

ESME (reading aloud): "For Esme. It only walks when she is brave."

(ESME stands up straight. The lights brighten.)

### PART 2 — PRACTICE

Use the story and the stage version to answer each question.

- Which detail appears in BOTH the story and the stage version?
  - A clock that ticks backward on the wall of the workshop.
  - A kettle that whistles three different notes on the stove.
  - A metal bird with eyes that glow green.
  - Stage lights that brighten as the scene ends.



2. Which detail appears in the STORY but is LEFT OUT of the stage version?
  - A. A metal bird that takes slow steps across the floor.
  - B. The backward-ticking clock and the three-note kettle that fill the front room.
  - C. A folded note tucked beneath the metal bird's wing.
  - D. The bird's eyes glowing green during the storm.
3. How does the stage version SHOW the storm without many words?
  - A. With thunder cracks and flickering lights — sound and light cues.
  - B. With a long stage direction describing rain falling outside the workshop.
  - C. With a character saying out loud, "It is raining hard outside tonight."
  - D. With a printed paragraph of description placed at the top of the scene.
4. What does the STORY let the reader know that the stage version does NOT directly show?
  - A. That the metal bird's eyes are green.
  - B. That a folded note was found beneath the bird's wing.
  - C. That Esme reads the words of the note out loud.
  - D. That Esme winds the bird's key every morning and that it has only walked three small steps before.
5. Which feature is found ONLY in the stage version?
  - A. A walking metal bird that takes slow steps.
  - B. A folded note from Esme's father with a sentence written on it.
  - C. Stage directions in parentheses, such as "(Thunder cracks.)".
  - D. A character named Esme who is the daughter of an inventor.
6. Which MOOD does the lighting change at the END of the stage version create?
  - A. A frightened mood as the lights suddenly cut out completely.
  - B. A hopeful, brave mood as the lights brighten with Esme.
  - C. An angry mood as the lights turn a deep red color.
  - D. No change in mood, since the lighting stays the same throughout.
7. How does the AUDIENCE at the play LEARN what the note says?
  - A. Esme reads the words of the note out loud on stage.
  - B. The note appears as printed text on a screen behind the actors.
  - C. A narrator steps in front of the curtain and explains the note.
  - D. The audience never finds out what the note actually says.
8. Name ONE thing the STORY version does better than the stage version, and ONE thing the STAGE version does better than the story.  

---

---



9. If a viewer had ONLY seen the stage version and never read the story, what would they MISS?
- A. That the metal bird's eyes are green during the scene.
  - B. That lightning is happening while the bird first walks on its own.
  - C. That Esme's name is Esme and that the bird is metal.
  - D. That Esme winds the bird every morning and that it has only walked three small steps before tonight.
10. Which sentence BEST explains why the same scene LOOKS so different in the story and on the stage?
- A. A story can only describe things; a play must change every detail it shows.
  - B. A story uses words to describe; a play uses what an audience can see and hear in real time.
  - C. Story versions always have happy endings, but stage versions never do.
  - D. A play is always shorter than a story of the same events.



## Answer Keys

<p>1 <input type="radio"/> A <input type="radio"/> B <input checked="" type="radio"/> C <input type="radio"/> D</p> <p>2 <input type="radio"/> A <input checked="" type="radio"/> B <input type="radio"/> C <input type="radio"/> D</p> <p>3 <input checked="" type="radio"/> A <input type="radio"/> B <input type="radio"/> C <input type="radio"/> D</p> <p>4 <input type="radio"/> A <input type="radio"/> B <input type="radio"/> C <input checked="" type="radio"/> D</p> <p>5 <input type="radio"/> A <input type="radio"/> B <input checked="" type="radio"/> C <input type="radio"/> D</p>	<p>6 <input type="radio"/> A <input checked="" type="radio"/> B <input type="radio"/> C <input type="radio"/> D</p> <p>7 <input checked="" type="radio"/> A <input type="radio"/> B <input type="radio"/> C <input type="radio"/> D</p> <p>8 <input type="text" value="See below"/></p> <p>9 <input type="radio"/> A <input type="radio"/> B <input type="radio"/> C <input checked="" type="radio"/> D</p> <p>10 <input type="radio"/> A <input checked="" type="radio"/> B <input type="radio"/> C <input type="radio"/> D</p>
---	--

Explanations	
<b>1. C</b>	Both versions feature the metal bird with glowing green eyes — the central image. A and B appear only in the story's description; D is a feature only of the stage version.
<b>2. B</b>	The story lists many inventions by name; the stage scene only describes "a workshop full of clocks and gears" without naming the backward clock or the three-note kettle. A, C, and D all appear in BOTH versions.
<b>3. A</b>	Stage directions use sound and light — "Thunder cracks. The lights flicker." B and D describe how a STORY would do it; C is a clunky line not in the script.
<b>4. D</b>	Only the story tells us about Esme's MORNING ROUTINE and the bird's earlier short walks. A and B are in both; C is shown ONLY in the stage version, not the story.
<b>5. C</b>	Stage directions in parentheses are a structural feature of drama, not of prose stories. A, B, and D all appear in both versions.
<b>6. B</b>	The stage direction "(ESME stands up straight. The lights brighten.)" pairs the action with a hopeful mood. A is the opposite (lights brighten, not cut); C invents a red color; D contradicts the script.
<b>7. A</b>	The stage direction "ESME (reading aloud)" shows that the actor speaks the note's words for the audience. B and C describe ways a different production MIGHT do it; D is wrong — the script clearly shows her read it.
<b>8.</b>	<b>Answer:</b> Strong answers name a strength of EACH form: "The story is better at giving rich background, like Esme's morning routine and the long list of inventions. The stage version is better at making the audience FEEL the storm and the magic in real time, using thunder, flickering and brightening lights, and live action." Also acceptable: prose = inside thoughts and history; stage = sound, sight, and live performance. NOT acceptable: an answer that praises only ONE version; an answer that says one is "better in every way" without naming a specific strength; or vague answers like "the story is longer." Think about description vs. live action.
<b>9. D</b>	Both versions show the night scene, but only the prose tells us about Esme's habit and the bird's earlier small walks. A, B, and C are all shown clearly in the stage version too.
<b>10. B</b>	Prose works by describing in words; drama works through visible and audible action. A overstates the difference (plays don't have to change everything); C invents a happy/sad rule; D states a length rule that isn't always true.





## Want Even More Practice? Check Out Our Other Colorado CMAS ELA Test Books!


### Colorado CMAS Grade 4 ELA Preparation Bundle

26 full-length practice tests across four books (5 + 6 + 7 + 8)

*No repeated questions — maximum practice value!*







*Point your phone camera at the code · instant access to all four books*

**26 Tests!**  
**4 Books**  
**One Bundle**

**Important:** All our test books contain **unique, completely different tests** from each other! Each book offers fresh practice questions — no repeats!

#### 5 Practice Tests

- ✓ 5 complete practice tests with detailed explanations
- ✓ Perfect foundation for CMAS ELA prep
- ✓ Builds confidence and test-taking skills
- ✓ High-quality questions aligned with standards

Start your practice journey!

#### 6 Practice Tests

- ✓ 6 complete practice tests with detailed explanations
- ✓ **Unique tests** — different from the 5 tests book
- ✓ Perfect for more practice after mastering 5 tests
- ✓ Same high-quality questions aligned with standards

Take your practice to the next level!

#### 7 Practice Tests

- ✓ 7 complete practice tests for deeper preparation
- ✓ **Unique tests** — different from 5 and 6 tests books
- ✓ Builds stamina with full-length practice
- ✓ Aligned to Grade 4 CMAS ELA standards


Maximum preparation power!

#### 8 Practice Tests


- ✓ 8 complete practice tests — our largest book
- ✓ **Unique tests** — different from 5, 6 and 7 books
- ✓ Great for final review before test day
- ✓ Builds true test stamina and confidence

Be fully prepared!

Get the bundle at [EffortlessMath.com](https://www.EffortlessMath.com) — scan the QR code above to open the product page.



5



Scan Me