

Rounding Whole Numbers

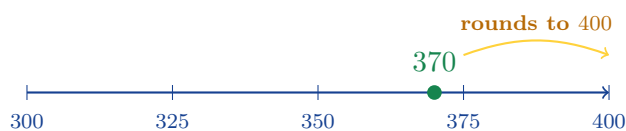
Rounding means choosing the nearest ten, hundred, or thousand. The trick is to look at one specific digit and let it decide.

Rounding Rule

Look at the digit just to the *right* of the place you are rounding to.

If it is **5 or more**, round **up**.

If it is **4 or less**, round **down** (keep the digit the same).



Key Concepts

1. When rounding to the nearest **ten**, the ones digit decides — it tells you whether to round up or down.
2. When rounding to the nearest **hundred**, the tens digit is the decider.
3. After rounding, every digit to the right of the rounded place becomes 0. The places to the *left* stay the same (unless rounding up causes a carry, which we will look at in the examples).
4. A number exactly halfway — like 350 when rounding to the nearest hundred — always rounds *up*. So $350 \rightarrow 400$.

Worked Examples

① Round 463 to the nearest ten.

👉 The rounding place is the tens (the 6). Look one digit to the right: the ones place is 3. Since 3 is less than 5, we round *down*. That means the tens digit stays as 6 and the ones digit gets replaced by 0. So 463 rounds to 460.

💡 **Answer:** 460

② Round 738 to the nearest hundred.

👉 The rounding place is the hundreds (the 7). Look one digit to the right: the tens place is 3. Since 3 is less than 5, round *down* — the hundreds stays as 7 and both the tens and ones become 0. So 738 rounds to 700.

💡 **Answer:** 700

③ Round 2,850 to the nearest hundred.

👉 The rounding place is the hundreds (the 8). Look at the tens: it is 5. Since 5 means “5 or more,” we round *up*. The hundreds digit bumps from 8 to 9, and the tens and ones go to 0. So 2,850 rounds to 2,900.

💡 **Answer:** 2,900

 **Practice Problems**

Round each number to the place indicated.

1. Round 47 to the nearest ten _____
2. Round 83 to the nearest ten _____
3. Round 256 to the nearest ten _____
4. Round 394 to the nearest ten _____
5. Round 215 to the nearest hundred _____
6. Round 671 to the nearest hundred _____
7. Round 450 to the nearest hundred _____
8. Round 1,328 to the nearest hundred _____
9. Round 549 to the nearest ten _____
10. Round 3,762 to the nearest hundred _____
11. Round 995 to the nearest ten _____
12. Round 2,050 to the nearest hundred _____

Study Tips

-  **Underline** the place you are rounding to. Then **circle** the digit just to its right — that is the digit you check.
-  Picture a number line in your head. The number is sitting somewhere between two “nice” numbers. Round to whichever is closer.
-  Remember the rhyme: “**5 or more — let it soar; 4 or less — let it rest.**” Soar means round up; rest means stay the same.



 **Word Problems**

1. A library has 678 books. About how many books is that, rounded to the nearest hundred?
Answer: _____
2. Marcus scored 243 points in a video game. What is his score rounded to the nearest ten?
Answer: _____

Answer Key — with Friendly Explanations**Practice Problems**

1. Tens place is 4; ones is 7, which is ≥ 5 , so round up. Tens become 5, ones become 0.
 **Answer:** 50
2. Tens place is 8; ones is 3, less than 5, so round down. Tens stays 8, ones becomes 0.
 **Answer:** 80
3. Tens place is 5; ones is 6, which is ≥ 5 , so round up. Tens become 6, ones becomes 0. The hundreds stay 2.
 **Answer:** 260
4. Tens place is 9; ones is 4, less than 5, so round down. Tens stays 9, ones becomes 0.
 **Answer:** 390
5. Hundreds place is 2; tens is 1, less than 5, so round down. Hundreds stays 2, the rest become 0.
 **Answer:** 200
6. Hundreds place is 6; tens is 7, which is ≥ 5 , so round up. Hundreds become 7, the rest become 0.
 **Answer:** 700
7. Hundreds place is 4; tens is 5, exactly halfway — always rounds up. Hundreds become 5, rest become 0.
 **Answer:** 500
8. Hundreds place is 3; tens is 2, less than 5, so round down. Hundreds stays 3, rest become 0. The thousands (1) stays.
 **Answer:** 1,300
9. Tens place is 4; ones is 9, which is ≥ 5 , so round up. Tens become 5, ones becomes 0.
 **Answer:** 550
10. Hundreds place is 7; tens is 6, which is ≥ 5 , so round up. Hundreds become 8, rest become 0.
 **Answer:** 3,800
11. Tens place is 9; ones is 5, exactly halfway — round up. Tens want to become 10, which carries: 99 tens becomes 100 tens, so $995 \rightarrow 1,000$.
 **Answer:** 1,000
12. Hundreds place is 0; tens is 5, exactly halfway — round up. Hundreds become 1, rest become 0.
 **Answer:** 2,100

Word Problems

1. Rounding 678 to the nearest hundred: tens digit is $7 \geq 5$, so round up. About 700 books.
 **Answer:** 700
2. Rounding 243 to the nearest ten: ones digit is $3 < 5$, so round down. About 240 points.
 **Answer:** 240

Want a Complete Grade 3 Math Program?

Check Out Our Delaware DeSSA Grade 3 Math Bundle!



Delaware DeSSA Grade 3 Math Bundle

Practice tests, complete answer keys, and step-by-step explanations
Everything a third grader needs to feel ready!

Tests +
Answer Keys
One Bundle

Find it online:

<https://www.effortlessmath.com/product/delaware-smarter-balanced-grade-3-math-made-ridiculously-simple>

Important: This bundle combines the practice and the explanations into one easy-to-print package designed for Grade 3 students. **Made for parents, teachers, and tutors who want everything in one place.**

Full Practice Tests

- ✓ Complete DeSSA-style practice tests
- ✓ Mirrors the real exam format and difficulty
- ✓ Builds test-taking confidence
- ✓ Aligned with state Grade 3 math standards

Start with a full-length practice test!

Step-by-Step Answer Keys

- ✓ Every question worked out, not just an answer
- ✓ Friendly, third-grade-ready explanations
- ✓ Catches and explains common misconceptions
- ✓ Parents can help even without a math background

Learn from every mistake!

Single-Skill Worksheets

- ✓ Targets one Grade 3 math skill per page
- ✓ Covers place value, multiplication, fractions, measurement, geometry
- ✓ Includes a Quick Review + Practice + Word Problems
- ✓ Built-in friendly Answer Key for self-checking

Master one skill at a time!