

## Reading and Writing Whole Numbers

One number can show up in three different outfits — digits, expanded sum, and words. Learning to slide between them is what this lesson is about.

Form	Example (5,309)
Standard form	5,309
Expanded form	$5,000 + 300 + 9$
Word form	five thousand, three hundred nine

Standard: 2,415   Expanded:  $2,000 + 400 + 10 + 5$


Word: two thousand, four hundred fifteen

### Key Concepts

1. *Standard form* is the number written in digits, the way you usually see it: 7,042.
2. *Expanded form* pulls each digit apart and shows the value it really stands for:  $7,000 + 40 + 2$ .
3. *Word form* writes the number out using words, the way you would read it aloud: seven thousand, forty-two.
4. A 0 inside a number is a placeholder. It adds nothing, but it has to stay there or every other digit would shift to the wrong place.


### Worked Examples

① Write 3,508 in expanded form.

 Take the number one place at a time, starting from the left. The 3 is in the thousands, so it stands for 3,000. The 5 is in the hundreds, so it is 500. The 0 is in the tens — that place holds nothing, so we skip it. The 8 is in the ones. Now add the non-zero pieces together:  $3,000 + 500 + 8$ .


 **Answer:**  $3,000 + 500 + 8$

② Write “four thousand, two hundred six” in standard form.

 Word form translates piece by piece. “Four thousand” means 4,000. “Two hundred” is 200. “Six” is 6. Watch out: there is no tens word in the phrase, so the tens place gets a 0 to hold its spot. Now stack them together:  $4,000 + 200 + 0 + 6$ , which writes as 4,206.

 **Answer:** 4,206

③ Write  $6,000 + 100 + 70 + 3$  in standard form and word form.

 Each piece already tells you exactly which digit goes where: thousands 6, hundreds 1, tens 7, ones 3. Slide them into place to get 6,173. To say it out loud, read in groups: “six thousand, one hundred seventy-three.” Notice how the comma between 6 and 173 in the digits matches the pause between “thousand” and “one hundred” when you read it.




 **Answer:** 6,173

 **Practice Problems**

Write each number in the requested form.

1. Expanded form of 2,750 \_\_\_\_\_
2. Standard form of  $1,000 + 600 + 80 + 5$   
\_\_\_\_\_
3. Word form of 4,019 \_\_\_\_\_
4. Standard: “three thousand, nine hundred”  
\_\_\_\_\_
5. Expanded form of 8,006 \_\_\_\_\_
6. Standard form of  $5,000 + 400 + 30$  \_\_\_\_\_
7. Word form of 7,214 \_\_\_\_\_
8. Standard: “six thousand, fifty-one” \_\_\_\_\_
9.  $3,000 + 200 + 9 =$  \_\_\_\_\_
10. Expanded form of 9,999 \_\_\_\_\_
11. Standard: “one thousand, eight hundred”  
\_\_\_\_\_
12. Word form of 5,060 \_\_\_\_\_

**Study Tips**

-  Always put a comma after the thousands group when writing big numbers in digits — it tells the reader where to pause.
-  Zeros are placeholders. Keep them in standard form, but you can skip them when writing expanded form.
-  The fastest way to get fluent is to practice going *both directions*: digits to words, words to digits, and back to expanded form.

 **Word Problems**

1. A town has “two thousand, three hundred fifteen” people. Write this number in standard form and expanded form.

Answer: \_\_\_\_\_

2. The odometer on a car reads 8,507 miles. Write this number in word form.

Answer: \_\_\_\_\_

**Answer Key — with Friendly Explanations****Practice Problems**

1. Each place value contributes a piece: 2 thousands = 2,000, 7 hundreds = 700, 5 tens = 50. There is no ones digit other than 0, so skip it.

 **Answer:**  $2,000 + 700 + 50$

2. Each piece names a digit: thousands 1, hundreds 6, tens 8, ones 5. Slide them into place.

 **Answer:** 1,685

3. Read the digits in groups: 4 before the comma is “four thousand,” then 019 is “nineteen” (because the 0 silently holds the hundreds spot).

 **Answer:** *four thousand, nineteen*

4. “Three thousand” is 3,000, “nine hundred” is 900. There are no tens or ones words, so those places are zeros.

 **Answer:** 3,900

5. Pull the digits apart: thousands 8, hundreds 0, tens 0, ones 6. Skip the zeros when writing expanded form — they add nothing.

 **Answer:**  $8,000 + 6$

6. Each piece tells you a digit: thousands 5, hundreds 4, tens 3. The ones place is missing, so put 0 there. Result: 5,430.

 **Answer:** 5,430

7. Read in groups: 7 before the comma is “seven thousand,” then 214 is “two hundred fourteen.”

 **Answer:** *seven thousand, two hundred fourteen*

8. “Six thousand” is 6,000. “Fifty-one” is 51, which is 5 tens and 1 one. The hundreds place has no word, so it must be 0.

 **Answer:** 6,051

9. Each piece is the value of one place: thousands 3, hundreds 2, ones 9. The missing piece is tens, so use 0.

 **Answer:** 3,209

10. The number 9,999 has a 9 in every single place. Multiply each by its place value and add them up.

 **Answer:**  $9,000 + 900 + 90 + 9$

11. “One thousand” is 1,000 and “eight hundred” is 800. The tens and ones places have no words, so they are zeros.


 **Answer:** 1,800

12. Read 5,060 in groups: 5 before the comma is “five thousand,” then 060 is “sixty” (the zero in the hundreds spot is silent in speech).

 **Answer:** *five thousand, sixty*

**Word Problems**

1. Translate piece by piece: “two thousand” is 2,000, “three hundred” is 300, “fifteen” is 15. Combine for standard form: 2,315. Expanded form lists every non-zero piece:  $2,000 + 300 + 10 + 5$ .

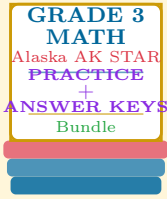
 **Answer:** 2,315;  $2,000 + 300 + 10 + 5$

2. Read 8,507 in chunks: the 8 becomes “eight thousand,” and 507 reads as “five hundred seven.” The 0 in the tens place is silent.

 **Answer:** *eight thousand, five hundred seven*

# Want a Complete Grade 3 Math Program?

Check Out Our Alaska AK STAR Grade 3 Math Bundle!



## Alaska AK STAR Grade 3 Math Bundle

Practice tests, complete answer keys, and step-by-step explanations  
Everything a third grader needs to feel ready!

Tests +  
Answer Keys  
One Bundle

Find it online:

<https://www.effortlessmath.com/product/alaska-ak-star-grade-3-math-preparation-bundle/>

**Important:** This bundle combines the practice and the explanations into one easy-to-print package designed for Grade 3 students. **Made for parents, teachers, and tutors who want everything in one place.**

### Full Practice Tests

- ✓ Complete AK STAR-style practice tests
- ✓ Mirrors the real exam format and difficulty
- ✓ Builds test-taking confidence
- ✓ Aligned with state Grade 3 math standards

**Start with a full-length practice test!**

### Step-by-Step Answer Keys

- ✓ Every question worked out, not just an answer
- ✓ Friendly, third-grade-ready explanations
- ✓ Catches and explains common misconceptions
- ✓ Parents can help even without a math background

**Learn from every mistake!**

### Single-Skill Worksheets

- ✓ Targets one Grade 3 math skill per page
- ✓ Covers place value, multiplication, fractions, measurement, geometry
- ✓ Includes a Quick Review + Practice + Word Problems
- ✓ Built-in friendly Answer Key for self-checking

**Master one skill at a time!**