

Points, Lines, Line Segments, and Rays

A point marks a location. A line goes forever in two directions. A segment has two endpoints. A ray has one endpoint and goes forever in the other direction.

Term	Endpoints	Goes forever?	Symbol
Point	—	no	$\cdot A$
Line	0	yes (both ways)	\overleftrightarrow{AB}
Line segment	2	no	\overline{AB}
Ray	1	yes (one way)	\overrightarrow{AB}

Key Concepts

1. A **point** is an exact location. It has no size.
2. A **line** goes on forever in both directions. It's drawn with arrows on both ends.
3. A **line segment** has two endpoints and a fixed length.
4. A **ray** starts at one point and goes on forever in one direction. Think of a flashlight beam.


Worked Examples

① What has two endpoints and does not go on forever?

 Two endpoints + finite length = line segment.


 **Answer:** *Line segment*

② How many endpoints does a ray have?

 A ray starts at one point and goes forever in one direction. So 1 endpoint.

 **Answer:** 1

③ Name a real-life example of a line segment.

 Anything with a definite start and a definite end. Examples: the edge of a ruler, a pencil, the side of a desk, a piece of yarn.

 **Answer:** *The edge of a ruler*

Practice Problems

Match terms to definitions or identify symbols.

1. Two endpoints, fixed length \Rightarrow ?

2. Arrows on both ends \Rightarrow ?

3. One endpoint, goes forever \Rightarrow ?

4. An exact location, no size \Rightarrow ?

5. How many endpoints does a line have?

6. How many endpoints does a segment have?

7. \overleftrightarrow{AB} is a _____.

8. \overline{CD} is a _____.

9. \overrightarrow{EF} is a _____.

10. Does a ray have a fixed length? (Y/N) _____

11. Does a line segment have a fixed length? (Y/N) _____

12. Name a real-life example of a ray. _____

Study Tips

- 👉 Look at the symbol above the letters: \overline{AB} has no arrows (segment), \overrightarrow{AB} has one arrow (ray), \overleftrightarrow{AB} has two arrows (line).
- 👉 “Goes forever” is the key idea for lines and rays. Anything you can measure with a ruler is a segment.
- 👉 Real-world examples help: a wall edge (segment), a flashlight beam (ray), an idealized straight road that never ends (line).

Word Problems

1. Tom draws a straight path from point A to point B on his paper. The path starts at A and stops at B . Is his drawing a line, a line segment, or a ray?

Answer: _____

2. A flashlight shines from one spot and the beam keeps going. Which geometric term best describes the beam?

Answer: _____

Answer Key — with Friendly Explanations

Practice Problems

1. Line segment.

 **Answer:** *Line segment*

2. Line.

 **Answer:** *Line*

3. Ray.

 **Answer:** *Ray*

4. Point.

 **Answer:** *Point*

5. Zero.

 **Answer:** *0*

6. Two.

 **Answer:** *2*

7. \overleftrightarrow{AB} = line.

 **Answer:** *Line*

8. \overline{CD} = line segment.

 **Answer:** *Line segment*

9. \overrightarrow{EF} = ray.

 **Answer:** *Ray*

10. No — it goes forever in one direction.

 **Answer:** *No*

11. Yes — both endpoints are defined.

 **Answer:** *Yes*

12. A flashlight beam, a laser pointer's beam, the path of a sunbeam.

 **Answer:** *Flashlight beam*

Word Problems

1. Two endpoints, fixed length: line segment.

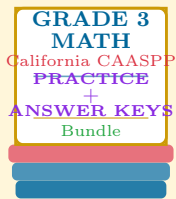
 **Answer:** *Line segment*

2. One endpoint, continues one direction: ray.

 **Answer:** *Ray*

Want a Complete Grade 3 Math Program?

Check Out Our California CAASPP Grade 3 Math Bundle!



California CAASPP Grade 3 Math Bundle

Practice tests, complete answer keys, and step-by-step explanations
Everything a third grader needs to feel ready!

Tests +
Answer Keys
One Bundle

Find it online:

<https://www.effortlessmath.com/product/california-caaspp-grade-3-math-made-ridiculously-simple/>

Important: This bundle combines the practice and the explanations into one easy-to-print package designed for Grade 3 students. **Made for parents, teachers, and tutors who want everything in one place.**

Full Practice Tests

- ✓ Complete CAASPP-style practice tests
- ✓ Mirrors the real exam format and difficulty
- ✓ Builds test-taking confidence
- ✓ Aligned with state Grade 3 math standards

Start with a full-length practice test!

Step-by-Step Answer Keys

- ✓ Every question worked out, not just an answer
- ✓ Friendly, third-grade-ready explanations
- ✓ Catches and explains common misconceptions
- ✓ Parents can help even without a math background

Learn from every mistake!

Single-Skill Worksheets

- ✓ Targets one Grade 3 math skill per page
- ✓ Covers place value, multiplication, fractions, measurement, geometry
- ✓ Includes a Quick Review + Practice + Word Problems
- ✓ Built-in friendly Answer Key for self-checking

Master one skill at a time!