

Place Value and the Base-Ten System

Each digit in a number has a different value, depending on where it sits. The further left, the bigger the value gets — ten times bigger every single step!

Ten-Thousands	Thousands	Hundreds	Tens	Ones
10,000	1,000	100	10	1

34,256


3	4	2	5	6
Ten-Th.	Th.	H.	T.	O.

Key Concepts

1. Every digit you see in a number has a *value*, and that value depends on where the digit is sitting. The same digit in different spots is worth different amounts.
2. Each time you move one place to the *left*, the value gets 10 times bigger. The ones become tens, the tens become hundreds, and so on.
3. Each time you move one place to the *right*, the value gets 10 times smaller. That is the whole secret of the base-ten system.
4. *Expanded form* means writing the number as the sum of what each digit is really worth, like this:
 $3,245 = 3,000 + 200 + 40 + 5$.


Worked Examples

① What is the value of the digit 5 in 6,542?

 Look at where the 5 is sitting in 6,542. Counting from the right, the digits are: 2 (ones), 4 (tens), 5 (hundreds), 6 (thousands). The 5 is in the *hundreds* place, so it stands for 5 groups of 100. Just multiply: $5 \times 100 = 500$. That is the digit's true value.


 **Answer:** 500

② Write $4,000 + 300 + 20 + 8$ in standard form.

 This one is just expanded form going backward! Each piece already tells you what digit belongs in each place: 4,000 means 4 in the thousands, 300 means 3 in the hundreds, 20 means 2 in the tens, and 8 in the ones. Line them up in order from biggest to smallest — thousands, hundreds, tens, ones — and you get the number.

 **Answer:** 4,328

③ In 2,773, which digit is in the tens place?

 The tens place is always the second digit from the right — the spot just to the left of the ones. Reading 2,773 from the right: 3 sits in the ones, and the next digit, 7, is in the tens. So the answer is the 7 on the far right of the pair. Its value is $7 \times 10 = 70$.




 **Answer:** 7

 **Practice Problems**

Find the value of the underlined digit or write in expanded/standard form.

- | | |
|--------------------------------------|--|
| 1. Value of <u>6</u> in 3,652? _____ | 7. Digit in the thousands place of 4,816 _____ |
| 2. Value of <u>8</u> in 8,104? _____ | 8. Digit in the ones place of 3,927 _____ |
| 3. $5,000 + 700 + 30 + 9 =$ _____ | 9. Value of 3 in 1,302 _____ |
| 4. $2,000 + 400 + 60 + 1 =$ _____ | 10. $6,000 + 50 + 2 =$ _____ |
| 5. Expanded form of 7,215 _____ | 11. Value of 4 in 34,519 _____ |
| 6. Expanded form of 9,083 _____ | 12. Expanded form of 15,240 _____ |

Study Tips

-  When you are stuck, draw a quick place-value chart and drop each digit into its column. Seeing the columns line up usually makes the value obvious.
-  The order you should know by heart: *ones, tens, hundreds, thousands, ten-thousands*. Each one to the left is ten times bigger than the last.
-  Always double-check expanded form by adding the parts back together. If your sum doesn't match the original number, one of your place values is off.

 **Word Problems**

1. A school has 2,468 books in its library. What is the value of the digit 4 in that number?

Answer: _____

2. Write the number that has 5 thousands, 0 hundreds, 3 tens, and 7 ones. Then write it in expanded form.

Answer: _____

Answer Key — with Friendly Explanations**Practice Problems**

- Underline the 6 in 3,652. It sits in the hundreds place, so the 6 is worth 6×100 .
💡 **Answer:** 600
- The 8 in 8,104 is way out on the left — the thousands place — so it stands for $8 \times 1,000$.
💡 **Answer:** 8,000
- Each piece already tells you the digit: thousands 5, hundreds 7, tens 3, ones 9. Line them up and read.
💡 **Answer:** 5,739
- Same idea: thousands 2, hundreds 4, tens 6, ones 1.
💡 **Answer:** 2,461
- Break 7,215 into its digits and multiply each by its place: 7×1000 , 2×100 , 1×10 , 5×1 . Drop the zero parts and add the rest.
💡 **Answer:** $7,000 + 200 + 10 + 5$
- Same trick: 9 thousands, 0 hundreds, 8 tens, 3 ones. Skip the zero piece since it adds nothing.
💡 **Answer:** $9,000 + 80 + 3$
- Count from the right of 4,816: ones 6, tens 1, hundreds 8, thousands 4. The digit in the thousands place is 4.
💡 **Answer:** 4
- The ones place is the very last digit on the right. Look at 3,927: the rightmost digit is 7.
💡 **Answer:** 7
- The 3 in 1,302 sits in the hundreds place. Its value is 3×100 .
💡 **Answer:** 300
- Each piece tells you a digit. There is no hundreds piece given, so put 0 there: thousands 6, hundreds 0, tens 5, ones 2.
💡 **Answer:** 6,052
- 34,519 has five digits. Counting from the right: 9, 1, 5, 4, 3. So 4 is the fourth digit from the right — the thousands place. Its value is $4 \times 1,000$.
💡 **Answer:** 4,000
- 15,240 has five digits. The ones digit is 0, so that piece disappears. Multiply each non-zero digit by its place: $1 \times 10,000$, $5 \times 1,000$, 2×100 , 4×10 .
💡 **Answer:** $10,000 + 5,000 + 200 + 40$

Word Problems

- The 4 in 2,468 sits in the hundreds place (third from the right). So its value is 4×100 .
💡 **Answer:** 400
- Fill each place with the digit named. Thousands 5, hundreds 0, tens 3, ones 7 gives 5,037. For expanded form, add up the non-zero pieces: $5,000 + 30 + 7$.
💡 **Answer:** 5,037; $5,000 + 30 + 7$

Want a Complete Grade 3 Math Program?

Check Out Our Kansas KAP Grade 3 Math Bundle!



Kansas KAP Grade 3 Math Bundle

Practice tests, complete answer keys, and step-by-step explanations
Everything a third grader needs to feel ready!

Tests +
Answer Keys
One Bundle

Find it online:

<https://www.effortlessmath.com/product/kansas-kap-grade-3-math-made-ridiculously-simple/>

Important: This bundle combines the practice and the explanations into one easy-to-print package designed for Grade 3 students. **Made for parents, teachers, and tutors who want everything in one place.**

Full Practice Tests

- ✓ Complete KAP-style practice tests
- ✓ Mirrors the real exam format and difficulty
- ✓ Builds test-taking confidence
- ✓ Aligned with state Grade 3 math standards

Start with a full-length practice test!

Step-by-Step Answer Keys

- ✓ Every question worked out, not just an answer
- ✓ Friendly, third-grade-ready explanations
- ✓ Catches and explains common misconceptions
- ✓ Parents can help even without a math background

Learn from every mistake!

Single-Skill Worksheets

- ✓ Targets one Grade 3 math skill per page
- ✓ Covers place value, multiplication, fractions, measurement, geometry
- ✓ Includes a Quick Review + Practice + Word Problems
- ✓ Built-in friendly Answer Key for self-checking

Master one skill at a time!