

## Multiplication Facts and Strategies

Learning the multiplication facts from  $0 \times 0$  through  $10 \times 10$  is one of the most useful things a third grader does. Strategies like doubling, skip-counting, and the “9 trick” make them easier to remember.

Strategy	Example
Skip-count by the smaller number	$3 \times 4$ : count by 3's four times (3, 6, 9, 12)
Double a known fact	$6 \times 6$ : double $3 \times 6 = 18$ to get 36
The $\times 9$ trick	$9 \times 7$ : $10 \times 7 - 7 = 70 - 7 = 63$
Break apart (distributive)	$7 \times 8$ : $5 \times 8 + 2 \times 8 = 40 + 16 = 56$

### Key Concepts

- Skip-counting** is your first multiplication strategy. To find  $3 \times 4$ , count by 3's four times: 3, 6, 9, 12.
- Doubling** lets you build on a fact you already know. If  $3 \times 6 = 18$ , then  $6 \times 6$  is just double that: 36.
- The  **$\times 9$  trick**:  $9 \times n$  equals  $10n - n$ . So  $9 \times 7 = 70 - 7 = 63$ . Quick and almost foolproof.
- Aim for *automatic* recall of  $0 \times 0$  through  $10 \times 10$ . Strategies are great when you forget, but knowing them by heart is even better.


### Worked Examples

①  $7 \times 8$

 The “hardest” facts often respond to a break-apart strategy. Split 7 into  $5 + 2$ . Then  $7 \times 8 = (5 \times 8) + (2 \times 8) = 40 + 16 = 56$ . The two pieces are both easy: 5's are half of 10, and doubling is easy. Add them and you have your answer.

 **Answer:** 56

②  $9 \times 6$

 Use the  $\times 9$  trick. Replace 9 with 10, multiply, then subtract one copy of the other number:  $10 \times 6 = 60$ , then  $60 - 6 = 54$ . So  $9 \times 6 = 54$ . This works every time you multiply by 9.

 **Answer:** 54

③  $4 \times 8$

 Multiplying by 4 is the same as doubling twice. Start with 8, double it: 16. Double again: 32. That is because  $4 = 2 \times 2$ , so  $4 \times 8 = 2 \times 2 \times 8$ . Doubling is fast and rarely goes wrong.

 **Answer:** 32

### Practice Problems

Find each product. Use any strategy that works for you.

1.  $3 \times 7$  \_\_\_\_\_

2.  $5 \times 9$  \_\_\_\_\_

3.  $8 \times 6$  \_\_\_\_\_

4.  $4 \times 4$  \_\_\_\_\_

5.  $7 \times 5$  \_\_\_\_\_

6.  $9 \times 3$  \_\_\_\_\_

7.  $6 \times 6$  \_\_\_\_\_

8.  $2 \times 8$  \_\_\_\_\_

9.  $10 \times 7$  \_\_\_\_\_

10.  $8 \times 9$  \_\_\_\_\_

11.  $4 \times 7$  \_\_\_\_\_

12.  $6 \times 9$  \_\_\_\_\_

**Study Tips**

- 👉 Flashcards work — spend 5 minutes a day on the facts you find hardest. Speed comes from repetition, not from a single long session.
- 👉 The  $\times 5$  facts are half of the  $\times 10$  facts.  $5 \times 8$  is half of  $10 \times 8 = 80$ , so it's 40.
- 👉 The  $\times 9$  facts follow a pattern: the digits of the answer add up to 9 ( $9 \times 3 = 27 \rightarrow 2 + 7 = 9$ ). Use it as a check.

**Word Problems**

1. A spider has 8 legs. How many legs do 7 spiders have altogether?

Answer: \_\_\_\_\_



2. Each pack of crayons has 6 crayons. Mrs. Kim buys 9 packs. How many crayons in all?

Answer: \_\_\_\_\_

**Answer Key — with Friendly Explanations****Practice Problems**

1. Skip-count by 3 seven times: 3, 6, 9, 12, 15, 18, 21.  
 **Answer:** 21
2.  $5 \times 9$  is half of  $10 \times 9 = 90$ , so 45.  
 **Answer:** 45
3.  $8 \times 6 = 5 \times 6 + 3 \times 6 = 30 + 18 = 48$ .  
 **Answer:** 48
4.  $4 \times 4$  is double  $2 \times 4 = 8$ , so 16.  
 **Answer:** 16
5.  $7 \times 5 =$  half of  $7 \times 10 = 70$ , so 35.  
 **Answer:** 35
6.  $\times 9$  trick:  $10 \times 3 - 3 = 27$ .  
 **Answer:** 27
7.  $6 \times 6$  is double  $3 \times 6 = 18$ , so 36.  
 **Answer:** 36
8.  $2 \times 8$  is just double  $8 = 16$ .  
 **Answer:** 16
9. Any number times 10 adds a zero: 70.  
 **Answer:** 70
10.  $\times 9$  trick:  $10 \times 8 - 8 = 72$ .  
 **Answer:** 72
11. Double  $2 \times 7 = 14$  to get  $4 \times 7 = 28$ .  
 **Answer:** 28
12.  $\times 9$  trick:  $10 \times 6 - 6 = 54$ .  
 **Answer:** 54

**Word Problems**

1.  $7 \times 8 = 56$ . Each spider has 8 legs, 7 spiders means 7 groups of 8.  
 **Answer:** 56 legs
2.  $9 \times 6 = 54$ . Nine packs of six crayons each.  
 **Answer:** 54 crayons

# Want a Complete Grade 3 Math Program?

## Check Out Our Michigan M-STEP Grade 3 Math Bundle!



### Michigan M-STEP Grade 3 Math Bundle

Practice tests, complete answer keys, and step-by-step explanations  
Everything a third grader needs to feel ready!

Tests +  
Answer Keys  
One Bundle

Find it online:

<https://www.effortlessmath.com/product/michigan-m-step-grade-3-math-made-ridiculously-simple/>

**Important:** This bundle combines the practice and the explanations into one easy-to-print package designed for Grade 3 students. **Made for parents, teachers, and tutors who want everything in one place.**

#### Full Practice Tests

- ✓ Complete M-STEP-style practice tests
- ✓ Mirrors the real exam format and difficulty
- ✓ Builds test-taking confidence
- ✓ Aligned with state Grade 3 math standards

Start with a full-length practice test!

#### Step-by-Step Answer Keys

- ✓ Every question worked out, not just an answer
- ✓ Friendly, third-grade-ready explanations
- ✓ Catches and explains common misconceptions
- ✓ Parents can help even without a math background

Learn from every mistake!

#### Single-Skill Worksheets

- ✓ Targets one Grade 3 math skill per page
- ✓ Covers place value, multiplication, fractions, measurement, geometry
- ✓ Includes a Quick Review + Practice + Word Problems
- ✓ Built-in friendly Answer Key for self-checking

Master one skill at a time!