

## Money and Making Change

Counting coins and bills is just adding by their values. Making change is subtraction — usually with a friendly “count up” from the price to the amount paid.

Coin / Bill	Value
Penny	\$0.01 (1¢)
Nickel	\$0.05 (5¢)
Dime	\$0.10 (10¢)
Quarter	\$0.25 (25¢)
Dollar bill	\$1.00 (100¢)

### Key Concepts

1. Money values: penny 1¢, nickel 5¢, dime 10¢, quarter 25¢, dollar 100¢.
2. To count coins, group them by type and multiply by their value, then add.
3. For **making change**, the simplest method is to *count up* from the price to the amount paid. Use friendly jumps (to the nearest dime, quarter, dollar).
4. You can also just subtract:  $\text{change} = \text{paid} - \text{price}$ . Be careful to line up the decimal point.


### Worked Examples

① You have 3 quarters, 1 dime, and 2 pennies. How much money is that?

 Calculate each: 3 quarters =  $3 \times 25 = 75¢$ . 1 dime = 10¢. 2 pennies = 2¢. Add:  $75 + 10 + 2 = 87¢$ .


 **Answer:** 87¢ (\$0.87)

② A toy costs \$3.45. You pay with a \$5 bill. What is the change?

 Subtract:  $\$5.00 - \$3.45 = \$1.55$ . So the change is \$1.55. (Count up trick:  $\$3.45 + 5¢ = \$3.50$ ,  $+50¢ = \$4.00$ ,  $+\$1.00 = \$5.00$ . Total added: \$1.55.)

 **Answer:** \$1.55

③ Count up from \$2.75 to \$3.00 to find the change.

 From \$2.75, jump to \$3.00: that's 25 cents ( $\$2.75 \rightarrow \$2.80 \rightarrow \$3.00$ , or just see the gap is 25¢). So the change is 25¢ (\$0.25).




 **Answer:** \$0.25

### Practice Problems

Find the total or the change.

- |                                     |                                      |
|-------------------------------------|--------------------------------------|
| 1. 2 quarters + 3 dimes = ?¢ _____  | 7. 3 quarters + 1 nickel = ?¢ _____  |
| 2. 4 dimes + 2 nickels = ?¢ _____   | 8. \$2.00 - \$1.35 = ? _____         |
| 3. \$1.00 - \$0.65 = ? _____        | 9. 5 dimes + 3 pennies = ?¢ _____    |
| 4. \$5.00 - \$3.20 = ? _____        | 10. \$5.00 - \$4.18 = ? _____        |
| 5. 1 quarter + 4 pennies = ?¢ _____ | 11. 6 nickels + 4 pennies = ?¢ _____ |
| 6. \$10.00 - \$7.50 = ? _____       | 12. \$20.00 - \$13.75 = ? _____      |

**Study Tips**

-  Group coins by type and multiply. Adding  $3 + 3 + 3 + 3 = 12$  quarters individually is slow;  $4 \times 25 = 100\text{¢}$  is fast.
-  To make change, count up from the price to the amount paid in friendly jumps. Most cashiers use this trick.
-  Always line up the decimal point when subtracting dollar amounts.  $\$5.00 - \$3.45$  should be written with the decimals aligned.

**Word Problems**

1. Emma buys a notebook for \$2.35 and a pen for \$1.15. She pays with a \$5 bill. How much change does she get?

Answer: \_\_\_\_\_

2. Noah has 3 quarters, 2 dimes, and 1 nickel. Does he have enough to buy a snack that costs \$1.00?

Answer: \_\_\_\_\_

**Answer Key — with Friendly Explanations****Practice Problems**

1.  $50 + 30 = 80¢$ .

 **Answer:** 80¢

2.  $40 + 10 = 50¢$ .

 **Answer:** 50¢

3.  $\$1.00 - \$0.65 = \$0.35$ .

 **Answer:** \$0.35

4.  $\$5.00 - \$3.20 = \$1.80$ .

 **Answer:** \$1.80

5.  $25 + 4 = 29¢$ .

 **Answer:** 29¢

6.  $\$10.00 - \$7.50 = \$2.50$ .

 **Answer:** \$2.50

7.  $75 + 5 = 80¢$ .

 **Answer:** 80¢

8.  $\$2.00 - \$1.35 = \$0.65$ .

 **Answer:** \$0.65

9.  $50 + 3 = 53¢$ .

 **Answer:** 53¢

10.  $\$5.00 - \$4.18 = \$0.82$ .

 **Answer:** \$0.82

11.  $30 + 4 = 34¢$ .

 **Answer:** 34¢

12.  $\$20.00 - \$13.75 = \$6.25$ .

 **Answer:** \$6.25**Word Problems**

1.  $\$2.35 + \$1.15 = \$3.50$ ;  $\$5.00 - \$3.50 = \$1.50$ .

 **Answer:** \$1.50

2.  $75 + 20 + 5 = 100¢$ . Exactly \$1.00.

 **Answer:** Yes

# Want a Complete Grade 3 Math Program?

## Check Out Our Oregon OSAS Grade 3 Math Bundle!



### Oregon OSAS Grade 3 Math Bundle

Practice tests, complete answer keys, and step-by-step explanations  
Everything a third grader needs to feel ready!

**Tests +  
Answer Keys  
One Bundle**

**Find it online:**

<https://www.effortlessmath.com/product/oregon-osas-grade-3-math-made-ridiculously-simple/>

**Important:** This bundle combines the practice and the explanations into one easy-to-print package designed for Grade 3 students. **Made for parents, teachers, and tutors who want everything in one place.**

#### Full Practice Tests

- ✓ Complete OSAS-style practice tests
- ✓ Mirrors the real exam format and difficulty
- ✓ Builds test-taking confidence
- ✓ Aligned with state Grade 3 math standards

**Start with a full-length practice test!**

#### Step-by-Step Answer Keys

- ✓ Every question worked out, not just an answer
- ✓ Friendly, third-grade-ready explanations
- ✓ Catches and explains common misconceptions
- ✓ Parents can help even without a math background

**Learn from every mistake!**

#### Single-Skill Worksheets

- ✓ Targets one Grade 3 math skill per page
- ✓ Covers place value, multiplication, fractions, measurement, geometry
- ✓ Includes a Quick Review + Practice + Word Problems
- ✓ Built-in friendly Answer Key for self-checking

**Master one skill at a time!**