

Fractions on a Number Line

A fraction tells you a location on the number line, not just a piece of a pie. To find $\frac{3}{4}$, split the line from 0 to 1 into 4 equal pieces and count 3 jumps from 0.

Plotting $\frac{a}{b}$ on the number line from 0 to 1

1. Divide the line into b equal pieces (the denominator b tells you this).
2. Starting at 0, count a pieces (the numerator).
3. The point where you land is $\frac{a}{b}$.

Key Concepts

1. A fraction is a *number* that lives on the number line, just like whole numbers do.
2. The denominator tells you how many equal pieces the line from 0 to 1 is cut into. The numerator tells you how many of those pieces you jump.
3. $\frac{0}{b}$ is always 0 and $\frac{b}{b}$ is always 1. The line from 0 to 1 is the full whole.
4. Fractions with the same denominator are easy to compare on the line: more pieces = farther right.

Worked Examples

① Place $\frac{5}{8}$ on a number line from 0 to 1.

 Split the line from 0 to 1 into 8 equal pieces (because the denominator is 8). Start at 0 and count 5 pieces to the right. The point you land on is $\frac{5}{8}$. It's a little past the middle, since $\frac{4}{8} = \frac{1}{2}$ is right in the middle.


 **Answer:** $\frac{5}{8}$ marked at the 5th tick

② What fraction is at the 2nd tick mark if the line is divided into 6 equal parts?

 The denominator is 6 (the line is in sixths). The 2nd tick means we jumped 2 pieces from 0, so the numerator is 2. The fraction at that point is $\frac{2}{6}$.

 **Answer:** $\frac{2}{6}$

③ Is $\frac{1}{3}$ to the left or right of $\frac{2}{3}$ on the number line?

 Both fractions have denominator 3, so the line is cut into thirds. $\frac{1}{3}$ is 1 piece from 0; $\frac{2}{3}$ is 2 pieces from 0. On the number line, bigger numbers sit to the right — so $\frac{1}{3}$ is to the *left* of $\frac{2}{3}$.

 **Answer:** *Left*

Practice Problems

Find or place each fraction.

- | | | | |
|--------------------------------|-------|--|-------|
| 1. 3rd tick, line split into 4 | _____ | 7. Place $\frac{1}{2}$ (halves line) | _____ |
| 2. 1st tick, line split into 3 | _____ | 8. Place $\frac{3}{8}$ (eighths line) | _____ |
| 3. 5th tick, line split into 6 | _____ | 9. Place $\frac{2}{3}$ (thirds line) | _____ |
| 4. 7th tick, line split into 8 | _____ | 10. Place $\frac{5}{6}$ (sixths line) | _____ |
| 5. 2nd tick, line split into 4 | _____ | 11. 6th tick, line split into 8 | _____ |
| 6. 4th tick, line split into 6 | _____ | 12. Place $\frac{4}{4}$ (fourths line) | _____ |

Study Tips

- 👉 Always draw the line first, then mark 0 and 1, then split it into equal pieces. Don't try to "eyeball" fraction positions.
- 👉 The number of *tick marks between 0 and 1* equals the denominator. The position from 0 equals the numerator.
- 👉 $\frac{b}{b}$ always lands exactly on 1. If you ended up past 1, your jumps are too big.

Word Problems

1. Liam walked $\frac{3}{4}$ of a mile to school. Draw a number line from 0 to 1 and mark the point where Liam stopped. How many quarter-mile jumps did he take?

Answer: _____

2. Ana drank $\frac{5}{8}$ of a bottle of water. Is that closer to $\frac{1}{2}$ or to 1? Explain using a number line.

Answer: _____

Answer Key — with Friendly Explanations

Practice Problems

1. Denominator 4, numerator 3.

 **Answer:** $\frac{3}{4}$

2. Denominator 3, numerator 1.

 **Answer:** $\frac{1}{3}$

3. Denominator 6, numerator 5.

 **Answer:** $\frac{5}{6}$

4. Denominator 8, numerator 7.

 **Answer:** $\frac{7}{8}$


5. Denominator 4, numerator 2.

 **Answer:** $\frac{2}{4}$


6. Denominator 6, numerator 4.

 **Answer:** $\frac{4}{6}$


7. Halves line: split into 2 pieces, count 1 from 0.

 **Answer:** $\frac{1}{2}$ at the midpoint

8. Eighths line: 8 pieces, count 3.

 **Answer:** $\frac{3}{8}$ at the 3rd tick

9. Thirds line: 3 pieces, count 2.

 **Answer:** $\frac{2}{3}$ at the 2nd tick

10. Sixths line: 6 pieces, count 5.

 **Answer:** $\frac{5}{6}$ at the 5th tick

11. Denominator 8, numerator 6.

 **Answer:** $\frac{6}{8}$

12. Fourths line: 4 pieces, count 4. That's the whole.

 **Answer:** $\frac{4}{4}$ at 1

Word Problems

1. Three quarter-mile jumps reach $\frac{3}{4}$. So 3 jumps.

 **Answer:** 3 jumps

2. $\frac{5}{8}$ is $\frac{1}{8}$ past $\frac{1}{2}$ and $\frac{3}{8}$ before 1. The smaller gap is to $\frac{1}{2}$.

 **Answer:** Closer to $\frac{1}{2}$

Want a Complete Grade 3 Math Program?

Check Out Our Ohio OST Grade 3 Math Bundle!



Ohio OST Grade 3 Math Bundle

Practice tests, complete answer keys, and step-by-step explanations
Everything a third grader needs to feel ready!

Tests +
Answer Keys
One Bundle

Find it online:

<https://www.effortlessmath.com/product/ohio-ost-grade-3-math-made-ridiculously-simple/>

Important: This bundle combines the practice and the explanations into one easy-to-print package designed for Grade 3 students. **Made for parents, teachers, and tutors who want everything in one place.**

Full Practice Tests

- ✓ Complete OST-style practice tests
- ✓ Mirrors the real exam format and difficulty
- ✓ Builds test-taking confidence
- ✓ Aligned with state Grade 3 math standards

Start with a full-length practice test!

Step-by-Step Answer Keys

- ✓ Every question worked out, not just an answer
- ✓ Friendly, third-grade-ready explanations
- ✓ Catches and explains common misconceptions
- ✓ Parents can help even without a math background

Learn from every mistake!

Single-Skill Worksheets

- ✓ Targets one Grade 3 math skill per page
- ✓ Covers place value, multiplication, fractions, measurement, geometry
- ✓ Includes a Quick Review + Practice + Word Problems
- ✓ Built-in friendly Answer Key for self-checking

Master one skill at a time!