

Division Facts and Strategies

Every division fact has a multiplication twin. “ $56 \div 8 = ?$ ” is really asking “8 times what is 56?” If you can find the multiplication, you found the division.


Strategy	Example
Use the multiplication twin	$56 \div 8$: ask “ $8 \times ? = 56$,” answer 7
Fact family (3 numbers, 4 facts)	5, 9, 45 gives 4 facts (2 mult. + 2 div.)
Halving for $\div 2$	$36 \div 2 = 18$ (half of 36)

Key Concepts

1. Every division problem $a \div b$ can be answered by asking: “ b times *what* equals a ?” That “what” is the answer.
2. A **fact family** is the set of 4 equations you can build from three related numbers. For 5, 9, 45: $5 \times 9 = 45$, $9 \times 5 = 45$, $45 \div 5 = 9$, and $45 \div 9 = 5$.
3. Dividing by 2 is the same as taking *half*. Dividing by 4 is halving twice. Dividing by 10 is dropping the trailing zero.
4. The goal is automatic recall. Knowing your multiplication facts is the fastest way to know your division facts too.

Worked Examples

① $56 \div 8$

 Find the multiplication twin: “8 times what equals 56?” From the $\times 8$ facts, $8 \times 7 = 56$. So $56 \div 8 = 7$.

 **Answer:** 7

② $36 \div 4$

 Use the halving strategy. Dividing by 4 is like halving twice. Half of 36 is 18, half of 18 is 9. So $36 \div 4 = 9$. (Or use the twin: $4 \times 9 = 36$.)

 **Answer:** 9

③ Write the fact family for 5, 9, and 45.

 From any three related numbers, you get four equations — two multiplication and two division. The two factors 5 and 9 can multiply in either order, and the product 45 can be divided by either factor. The full family is: $5 \times 9 = 45$, $9 \times 5 = 45$, $45 \div 5 = 9$, $45 \div 9 = 5$.

 **Answer:** Four equations as above

Practice Problems

Find each quotient.

1. $24 \div 3$ _____

2. $42 \div 7$ _____

3. $40 \div 8$ _____

4. $27 \div 9$ _____

5. $72 \div 8$ _____

6. $35 \div 5$ _____

7. $16 \div 4$ _____

8. $81 \div 9$ _____




9. $56 \div 7$ _____

10. $30 \div 6$ _____

11. $18 \div 2$ _____

12. $64 \div 8$ _____

Study Tips

-  For any division problem, your first thought should be: “what multiplies to give me this?” That converts a division you might not know into a multiplication you probably do.
-  Group practice cards by fact family. Once you know one fact, you actually know four.
-  For dividing by 5, multiply the answer by 5 to check. “ $45 \div 5 = 9$, because $9 \times 5 = 45$.” This habit prevents lots of mistakes.

Word Problems

1. A farmer has 54 eggs. He puts them into cartons of 6. How many cartons does he fill?

Answer: _____

2. Maya has 48 photos. She puts the same number on each of 8 pages. How many photos are on each page?

Answer: _____

Answer Key — with Friendly Explanations**Practice Problems**

1. $3 \times 8 = 24$.

 **Answer:** 8

2. $7 \times 6 = 42$.

 **Answer:** 6

3. $8 \times 5 = 40$.

 **Answer:** 5

4. $9 \times 3 = 27$.

 **Answer:** 3

5. $8 \times 9 = 72$.

 **Answer:** 9

6. $5 \times 7 = 35$.

 **Answer:** 7

7. $4 \times 4 = 16$.

 **Answer:** 4

8. $9 \times 9 = 81$.

 **Answer:** 9

9. $7 \times 8 = 56$.

 **Answer:** 8

10. $6 \times 5 = 30$.

 **Answer:** 5

11. $2 \times 9 = 18$, or half of 18.

 **Answer:** 9

12. $8 \times 8 = 64$.

 **Answer:** 8**Word Problems**

1. $54 \div 6 = 9$. Nine cartons of six eggs each.

 **Answer:** 9 cartons

2. $48 \div 8 = 6$. Six photos per page.

 **Answer:** 6 photos per page

Want a Complete Grade 3 Math Program?

Check Out Our Michigan M-STEP Grade 3 Math Bundle!



Michigan M-STEP Grade 3 Math Bundle

Practice tests, complete answer keys, and step-by-step explanations
Everything a third grader needs to feel ready!

Tests +
Answer Keys
One Bundle

Find it online:

<https://www.effortlessmath.com/product/michigan-m-step-grade-3-math-made-ridiculously-simple/>

Important: This bundle combines the practice and the explanations into one easy-to-print package designed for Grade 3 students. **Made for parents, teachers, and tutors who want everything in one place.**

Full Practice Tests

- ✓ Complete M-STEP-style practice tests
- ✓ Mirrors the real exam format and difficulty
- ✓ Builds test-taking confidence
- ✓ Aligned with state Grade 3 math standards

Start with a full-length practice test!

Step-by-Step Answer Keys

- ✓ Every question worked out, not just an answer
- ✓ Friendly, third-grade-ready explanations
- ✓ Catches and explains common misconceptions
- ✓ Parents can help even without a math background

Learn from every mistake!

Single-Skill Worksheets

- ✓ Targets one Grade 3 math skill per page
- ✓ Covers place value, multiplication, fractions, measurement, geometry
- ✓ Includes a Quick Review + Practice + Word Problems
- ✓ Built-in friendly Answer Key for self-checking

Master one skill at a time!