

## Classifying Angles

Angles come in four types. A right angle is the corner of a piece of paper ( $90^\circ$ ). Acute angles are smaller; obtuse angles are bigger; a straight angle is a flat line ( $180^\circ$ ).

Angle type	Size
Right	exactly $90^\circ$ (square corner)
Acute	less than $90^\circ$
Obtuse	between $90^\circ$ and $180^\circ$
Straight	exactly $180^\circ$ (flat line)

### Key Concepts

1. A **right angle** is exactly  $90^\circ$ . The corner of any rectangle is a right angle.
2. An **acute angle** is smaller than  $90^\circ$ . It looks sharp or pointy.
3. An **obtuse angle** is bigger than  $90^\circ$  but smaller than  $180^\circ$ . It opens wide.
4. A **straight angle** is exactly  $180^\circ$  — a flat line. The two sides point in opposite directions.

### Worked Examples

① The corner of a book makes what kind of angle?

 The corner of any rectangle is a perfect  $90^\circ$  corner: a right angle.

 **Answer:** *Right angle*

② An angle opens only a little, much less than a square corner. What type is it?

 Smaller than  $90^\circ$  = acute.

 **Answer:** *Acute angle*

③ An angle is wider than a right angle but not a straight line. What type is it?

 Wider than  $90^\circ$  but less than  $180^\circ$  = obtuse.

 **Answer:** *Obtuse angle*

### Practice Problems

Classify each angle.

1. Exactly  $90^\circ \Rightarrow ?$  \_\_\_\_\_

2. Less than  $90^\circ \Rightarrow ?$  \_\_\_\_\_

3. Greater than  $90^\circ \Rightarrow ?$  \_\_\_\_\_

4. Corner of a door frame  $\Rightarrow ?$  \_\_\_\_\_

5. Angle of a slice of pizza tip  $\Rightarrow ?$   
\_\_\_\_\_

6. Hands of a clock at 3:00  $\Rightarrow ?$  \_\_\_\_\_

7. Hands of a clock at 10:10  $\Rightarrow ?$   
\_\_\_\_\_




8. Angle of the letter V  $\Rightarrow ?$  \_\_\_\_\_

9. An open book lying flat  $\Rightarrow ?$  \_\_\_\_\_

10. A corner of a stop sign  $\Rightarrow ?$  \_\_\_\_\_

11. Two sides of a triangle that meet sharply  $\Rightarrow$  \_\_\_\_\_  
 ?
12.  $180^\circ$   $\Rightarrow$  straight, right, or obtuse?  
 \_\_\_\_\_

### Study Tips

-  Use the corner of a piece of paper as a  $90^\circ$  checker. Hold it up to any angle: smaller = acute, exactly = right, larger = obtuse.
-  Most clock-hand angles are easy to classify just by looking. 3:00 = right, 6:00 = straight.
-  Don't confuse *angle* with *line*. The angle is the opening between two rays/lines.

### Word Problems

1. At 6:00, the hour and minute hands of a clock form a straight line. What kind of angle is that?  
 Answer: \_\_\_\_\_
2. Mia opens her scissors a tiny bit. The blades form an angle smaller than a square corner. What type of angle is it?  
 Answer: \_\_\_\_\_

**Answer Key — with Friendly Explanations****Practice Problems**

1. Right.  **Answer:** *Right*
2. Acute.  **Answer:** *Acute*
3. Obtuse.  **Answer:** *Obtuse*
4. Right ( $90^\circ$  corner).  **Answer:** *Right*
5. Acute (small, sharp tip).  **Answer:** *Acute*
6. Right ( $90^\circ$ ).  **Answer:** *Right*
7. Acute (the hands are close together).  **Answer:** *Acute*
8. Acute (V is pointy).  **Answer:** *Acute*
9. Straight ( $180^\circ$ ).  **Answer:** *Straight*
10. The interior angles of a regular octagon are  $135^\circ$ , obtuse.  **Answer:** *Obtuse*
11. Acute.  **Answer:** *Acute*
12. Straight.  **Answer:** *Straight*

**Word Problems**

1. Straight angle ( $180^\circ$ ).  **Answer:** *Straight angle*
2. Less than  $90^\circ$  = acute.  **Answer:** *Acute*

# Want a Complete Grade 3 Math Program?

Check Out Our Montana MAST Grade 3 Math Bundle!



## Montana MAST Grade 3 Math Bundle

Practice tests, complete answer keys, and step-by-step explanations  
Everything a third grader needs to feel ready!

Tests +  
Answer Keys  
One Bundle

Find it online:

<https://www.effortlessmath.com/product/montana-mast-grade-3-math-made-ridiculously-simple/>

**Important:** This bundle combines the practice and the explanations into one easy-to-print package designed for Grade 3 students. **Made for parents, teachers, and tutors who want everything in one place.**

### Full Practice Tests

- ✓ Complete MAST-style practice tests
- ✓ Mirrors the real exam format and difficulty
- ✓ Builds test-taking confidence
- ✓ Aligned with state Grade 3 math standards

**Start with a full-length practice test!**

### Step-by-Step Answer Keys

- ✓ Every question worked out, not just an answer
- ✓ Friendly, third-grade-ready explanations
- ✓ Catches and explains common misconceptions
- ✓ Parents can help even without a math background

**Learn from every mistake!**

### Single-Skill Worksheets

- ✓ Targets one Grade 3 math skill per page
- ✓ Covers place value, multiplication, fractions, measurement, geometry
- ✓ Includes a Quick Review + Practice + Word Problems
- ✓ Built-in friendly Answer Key for self-checking

**Master one skill at a time!**