

Classifying Angles

Angles come in four types. A right angle is the corner of a piece of paper (90°). Acute angles are smaller; obtuse angles are bigger; a straight angle is a flat line (180°).


Angle type	Size
Right	exactly 90° (square corner)
Acute	less than 90°
Obtuse	between 90° and 180°
Straight	exactly 180° (flat line)

Key Concepts

1. A **right angle** is exactly 90° . The corner of any rectangle is a right angle.
2. An **acute angle** is smaller than 90° . It looks sharp or pointy.
3. An **obtuse angle** is bigger than 90° but smaller than 180° . It opens wide.
4. A **straight angle** is exactly 180° — a flat line. The two sides point in opposite directions.

Worked Examples

① The corner of a book makes what kind of angle?

 The corner of any rectangle is a perfect 90° corner: a right angle.


 **Answer:** *Right angle*

② An angle opens only a little, much less than a square corner. What type is it?

 Smaller than 90° = acute.

 **Answer:** *Acute angle*

③ An angle is wider than a right angle but not a straight line. What type is it?

 Wider than 90° but less than 180° = obtuse.

 **Answer:** *Obtuse angle*

Practice Problems

Classify each angle.

1. Exactly $90^\circ \Rightarrow ?$ _____

2. Less than $90^\circ \Rightarrow ?$ _____

3. Greater than $90^\circ \Rightarrow ?$ _____

4. Corner of a door frame $\Rightarrow ?$ _____

5. Angle of a slice of pizza tip $\Rightarrow ?$

6. Hands of a clock at 3:00 $\Rightarrow ?$ _____

7. Hands of a clock at 10:10 $\Rightarrow ?$

8. Angle of the letter V $\Rightarrow ?$ _____

9. An open book lying flat $\Rightarrow ?$ _____




10. A corner of a stop sign $\Rightarrow ?$ _____

11. Two sides of a triangle that meet sharply \Rightarrow _____
?

12. $180^\circ \Rightarrow$ straight, right, or obtuse?

-

Study Tips

-  Use the corner of a piece of paper as a 90° checker. Hold it up to any angle: smaller = acute, exactly = right, larger = obtuse.
-  Most clock-hand angles are easy to classify just by looking. 3:00 = right, 6:00 = straight.
-  Don't confuse *angle* with *line*. The angle is the opening between two rays/lines.

Word Problems

1. At 6:00, the hour and minute hands of a clock form a straight line. What kind of angle is that?
Answer: _____
2. Mia opens her scissors a tiny bit. The blades form an angle smaller than a square corner. What type of angle is it?
Answer: _____

Answer Key — with Friendly Explanations**Practice Problems**

1. Right.  **Answer:** *Right*
2. Acute.  **Answer:** *Acute*
3. Obtuse.  **Answer:** *Obtuse*
4. Right (90° corner).  **Answer:** *Right*
5. Acute (small, sharp tip).  **Answer:** *Acute*
6. Right (90°).  **Answer:** *Right*
7. Acute (the hands are close together).  **Answer:** *Acute*
8. Acute (V is pointy).  **Answer:** *Acute*
9. Straight (180°).  **Answer:** *Straight*
10. The interior angles of a regular octagon are 135° , obtuse.  **Answer:** *Obtuse*
11. Acute.  **Answer:** *Acute*
12. Straight.  **Answer:** *Straight*

Word Problems

1. Straight angle (180°).  **Answer:** *Straight angle*
2. Less than 90° = acute.  **Answer:** *Acute*

Want a Complete Grade 3 Math Program?

Check Out Our Florida FAST Grade 3 Math Bundle!



Florida FAST Grade 3 Math Bundle

Practice tests, complete answer keys, and step-by-step explanations
Everything a third grader needs to feel ready!

Tests +
Answer Keys
One Bundle

Find it online:

<https://www.effortlessmath.com/product/florida-fast-grade-3-math-made-ridiculously-simple/>

Important: This bundle combines the practice and the explanations into one easy-to-print package designed for Grade 3 students. **Made for parents, teachers, and tutors who want everything in one place.**

Full Practice Tests

- ✓ Complete FAST-style practice tests
- ✓ Mirrors the real exam format and difficulty
- ✓ Builds test-taking confidence
- ✓ Aligned with state Grade 3 math standards

Start with a full-length practice test!

Step-by-Step Answer Keys

- ✓ Every question worked out, not just an answer
- ✓ Friendly, third-grade-ready explanations
- ✓ Catches and explains common misconceptions
- ✓ Parents can help even without a math background

Learn from every mistake!

Single-Skill Worksheets

- ✓ Targets one Grade 3 math skill per page
- ✓ Covers place value, multiplication, fractions, measurement, geometry
- ✓ Includes a Quick Review + Practice + Word Problems
- ✓ Built-in friendly Answer Key for self-checking

Master one skill at a time!