

Addition Within 1,000

Adding bigger numbers works the same way as adding small ones — one column at a time, starting from the right. When a column gives you 10 or more, you carry the extra to the next column.

Place-Value Addition Steps

1. Line up the digits by place value (ones under ones, tens under tens, hundreds under hundreds).
2. Add the *ones* column first; if the sum is ≥ 10 , write the ones digit and carry the tens.
3. Add the *tens* column (plus any carried digit); regroup again if the sum is ≥ 10 .
4. Add the *hundreds* column last.


$$\begin{array}{r}
 \begin{array}{ccc}
 \overset{1}{\text{H}} & \overset{1}{\text{T}} & \text{O} \\
 3 & 5 & 6 \\
 + 2 & 7 & 8 \\
 \hline
 6 & 3 & 4
 \end{array}
 & \begin{array}{l}
 \leftarrow 6 + 8 = 14, \text{ write } 4, \text{ carry } 1 \\
 \leftarrow 1 + 5 + 7 = 13, \text{ write } 3, \text{ carry } 1
 \end{array}
 \end{array}$$

Key Concepts

1. Always start at the **ones** column and work your way to the left. Going the other direction usually gives the wrong answer.
2. **Regroup** (or “carry”) whenever a column adds up to 10 or more. Write the ones digit of that sum in the current column and put the carried digit on top of the next column.
3. If you prefer to “break it apart,” you can split each number by place value first: $356 + 278$ becomes $(300 + 200) + (50 + 70) + (6 + 8)$. Either method gives the same answer.
4. Always check by subtracting: if $245 + 318 = 563$, then $563 - 318$ should bring you back to 245.


Worked Examples

① $245 + 318$

 Start with the ones: $5 + 8 = 13$. That is more than 9, so write the 3 in the ones column and carry the 1 over to the tens. Tens column: $1 + 4 + 1 = 6$. No regrouping needed — just write the 6. Hundreds: $2 + 3 = 5$. Stack the answers from left to right: 5, 6, 3.


 **Answer:** 563

② $487 + 365$

 Ones: $7 + 5 = 12$ — write 2, carry 1. Tens: $1 + 8 + 6 = 15$ — write 5, carry 1. Hundreds: $1 + 4 + 3 = 8$. Two carries happened, but the method stayed the same: every time a column got too big, the extra rolled into the next one. Final answer: 852.

 **Answer:** 852

③ $602 + 199$

 Ones: $2 + 9 = 11$ — write 1, carry 1. Tens: $1 + 0 + 9 = 10$ — write 0, carry 1. (Yes, you carry even when the column already had a 0.) Hundreds: $1 + 6 + 1 = 8$. Reading from left to right: 801. Pro tip: notice that 199 is just one less than 200, so the answer should be one less than $602 + 200 = 802$. And it is!

 **Answer:** 801

Practice Problems

Find each sum.

1. $134 + 253$ _____

2. $461 + 327$ _____

3. $286 + 145$ _____

4. $509 + 376$ _____

5. $348 + 452$ _____

6. $175 + 668$ _____

7. $294 + 518$ _____

8. $637 + 185$ _____




9. $429 + 371$ _____

10. $556 + 278$ _____

11. $103 + 897$ _____

12. $748 + 164$ _____

Study Tips

-  Use **graph paper** or draw light vertical lines to keep your columns straight. Most mistakes come from digits drifting into the wrong column.
-  Always write the carried digit small *above* the next column. If you skip it, the answer will be off by exactly 10 (or 100).
-  Estimate first to sanity-check yourself. $250 + 320$ is roughly 570, so an answer like 390 should make you go back and check.

 **Word Problems**

1. A school collected 374 cans of food in the first week and 289 cans in the second week. How many cans were collected in all?

Answer: _____

2. Logan read 156 pages on Monday and 247 pages on Tuesday. How many pages did he read in total?

Answer: _____

Answer Key — with Friendly Explanations**Practice Problems**

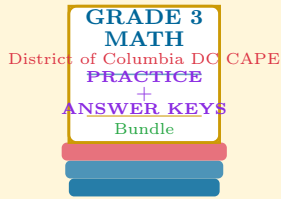
1. Ones: $4 + 3 = 7$. Tens: $3 + 5 = 8$. Hundreds: $1 + 2 = 3$. No carrying needed.  **Answer:** 387
2. Ones: $1 + 7 = 8$. Tens: $6 + 2 = 8$. Hundreds: $4 + 3 = 7$. No carrying needed.  **Answer:** 788
3. Ones: $6 + 5 = 11$, write 1, carry 1. Tens: $1 + 8 + 4 = 13$, write 3, carry 1. Hundreds: $1 + 2 + 1 = 4$.  **Answer:** 431
4. Ones: $9 + 6 = 15$, write 5, carry 1. Tens: $1 + 0 + 7 = 8$. Hundreds: $5 + 3 = 8$.  **Answer:** 885
5. Ones: $8 + 2 = 10$, write 0, carry 1. Tens: $1 + 4 + 5 = 10$, write 0, carry 1. Hundreds: $1 + 3 + 4 = 8$.  **Answer:** 800
6. Ones: $5 + 8 = 13$, write 3, carry 1. Tens: $1 + 7 + 6 = 14$, write 4, carry 1. Hundreds: $1 + 1 + 6 = 8$.  **Answer:** 843
7. Ones: $4 + 8 = 12$, write 2, carry 1. Tens: $1 + 9 + 1 = 11$, write 1, carry 1. Hundreds: $1 + 2 + 5 = 8$.  **Answer:** 812
8. Ones: $7 + 5 = 12$, write 2, carry 1. Tens: $1 + 3 + 8 = 12$, write 2, carry 1. Hundreds: $1 + 6 + 1 = 8$.  **Answer:** 822
9. Ones: $9 + 1 = 10$, write 0, carry 1. Tens: $1 + 2 + 7 = 10$, write 0, carry 1. Hundreds: $1 + 4 + 3 = 8$.  **Answer:** 800
10. Ones: $6 + 8 = 14$, write 4, carry 1. Tens: $1 + 5 + 7 = 13$, write 3, carry 1. Hundreds: $1 + 5 + 2 = 8$.  **Answer:** 834
11. Ones: $3 + 7 = 10$, write 0, carry 1. Tens: $1 + 0 + 9 = 10$, write 0, carry 1. Hundreds: $1 + 1 + 8 = 10$, write 0, carry 1 (becomes the thousands).  **Answer:** 1,000
12. Ones: $8 + 4 = 12$, write 2, carry 1. Tens: $1 + 4 + 6 = 11$, write 1, carry 1. Hundreds: $1 + 7 + 1 = 9$.  **Answer:** 912

Word Problems

1. $374 + 289$: $4+9=13$ (write 3, carry 1); $1+7+8=16$ (write 6, carry 1); $1+3+2=6$. Total: 663 cans.  **Answer:** 663 cans
2. $156 + 247$: $6+7=13$ (write 3, carry 1); $1+5+4=10$ (write 0, carry 1); $1+1+2=4$. Total: 403 pages.  **Answer:** 403 pages

Want a Complete Grade 3 Math Program?

Check Out Our District of Columbia DC CAPE Grade 3 Math Bundle!



District of Columbia DC CAPE Grade 3 Math Bundle

Practice tests, complete answer keys, and
step-by-step explanations
Everything a third grader needs to feel ready!

Tests +
Answer Keys
One Bundle

Find it online:

<https://www.effortlessmath.com/product/district-of-columbia-dc-cape-grade-3-math-made-ridiculously>

Important: This bundle combines the practice and the explanations into one easy-to-print package designed for Grade 3 students. **Made for parents, teachers, and tutors who want everything in one place.**

Full Practice Tests

- ✓ Complete DC CAPE-style practice tests
- ✓ Mirrors the real exam format and difficulty
- ✓ Builds test-taking confidence
- ✓ Aligned with state Grade 3 math standards

Start with a full-length practice test!

Step-by-Step Answer Keys

- ✓ Every question worked out, not just an answer
- ✓ Friendly, third-grade-ready explanations
- ✓ Catches and explains common misconceptions
- ✓ Parents can help even without a math background

Learn from every mistake!

Single-Skill Worksheets

- ✓ Targets one Grade 3 math skill per page
- ✓ Covers place value, multiplication, fractions, measurement, geometry
- ✓ Includes a Quick Review + Practice + Word Problems
- ✓ Built-in friendly Answer Key for self-checking

Master one skill at a time!