

Central Message, Lesson, or Moral

Name: _____

Date: _____

Score: _____ / 10



Quick Review

The central message is the lesson a story teaches. Look at what the main character learns by the end. Use details from the whole story — not just one part — to find it.

PART 1 — READ

Read the passage. Then answer the questions.

The Two Cousins

Mia and Lily were cousins. Mia was very fast. She won every race at school. Lily was slow but careful. She loved to draw and was the best artist in her class.

One Saturday, the cousins entered a contest at the town fair. The winner was the kid who could build the tallest paper tower in five minutes. Mia worked quickly. She slapped pieces together, but her tower kept falling. Lily worked slowly. She folded each piece neatly and tested it before adding the next.

When the timer rang, Mia had a pile of paper on the floor. Lily had a tall, strong tower. Mia hugged her cousin. “I learned something today,” she said. “Fast isn't always best.”

PART 2 — PRACTICE

Choose the best answer for each question. Show your work for short answers.

1. What is the BEST lesson of this story?
 - A. Always work as fast as you can.
 - B. Working carefully is more important than working fast.
 - C. Cousins should never share a project.
 - D. Drawing is harder than running.
2. Which sentence tells the moral in Mia's own words?
 - A. “The tower kept falling.”
 - B. “Fast isn't always best.”
 - C. “Lily worked slowly.”
 - D. “I built the tallest tower.”



3. How does Mia's tower problem help show the message?
 - A. It shows that towers are easy to build.
 - B. It shows that going too fast caused mistakes.
 - C. It shows that Lily was lucky.
 - D. It shows that paper is too weak.
4. What does Lily do that helps her win?
 - A. She runs around the table.
 - B. She folds each piece neatly and tests it before adding the next.
 - C. She copies Mia.
 - D. She gives up.
5. Why is it important that Mia hugs Lily at the end?
 - A. It shows she is angry.
 - B. It shows that she is happy for Lily and learned the lesson.
 - C. It shows that Lily is cold.
 - D. It shows that the contest is over.
6. In your own words, write the lesson the story teaches.

7. Which detail from paragraph 1 helps you predict the lesson?
 - A. Mia is fast.
 - B. Lily is slow but careful.
 - C. They are cousins.
 - D. Mia wins every race at school.
8. Which sentence is NOT really part of the story's lesson?
 - A. Going slow can be helpful when work is hard.
 - B. Being careful is part of doing your best.
 - C. Mia should stop running races at school.
 - D. Take your time and check your work.
9. Write one event from the story that helped Mia change her mind.



10. Which would be the BEST title for this story?

- A. The Fast Cousin
- B. Slow and Steady
- C. Drawing Class
- D. The Town Fair



Answer Keys

<p>1 <input type="radio"/> A <input checked="" type="radio"/> B <input type="radio"/> C <input type="radio"/> D</p> <p>2 <input type="radio"/> A <input checked="" type="radio"/> B <input type="radio"/> C <input type="radio"/> D</p> <p>3 <input type="radio"/> A <input checked="" type="radio"/> B <input type="radio"/> C <input type="radio"/> D</p> <p>4 <input type="radio"/> A <input checked="" type="radio"/> B <input type="radio"/> C <input type="radio"/> D</p> <p>5 <input type="radio"/> A <input checked="" type="radio"/> B <input type="radio"/> C <input type="radio"/> D</p>	<p>6 <input type="text" value="See below"/></p> <p>7 <input type="radio"/> A <input checked="" type="radio"/> B <input type="radio"/> C <input type="radio"/> D</p> <p>8 <input type="radio"/> A <input type="radio"/> B <input checked="" type="radio"/> C <input type="radio"/> D</p> <p>9 <input type="text" value="See below"/></p> <p>10 <input type="radio"/> A <input checked="" type="radio"/> B <input type="radio"/> C <input type="radio"/> D</p>
---	--

Explanations	
1. B	The story shows Lily winning by working carefully, and Mia learning the lesson at the end.
2. B	Mia states the lesson directly. A and C are true details from the story, but they describe events, not the lesson. D is the opposite of what really happened.
3. B	Mia's failure shows the result of rushing — that supports the moral.
4. B	Paragraph 2 says exactly this — the careful steps that make her win.
5. B	Mia's hug is part of how she shares the lesson she has learned.
6.	Answer: Example: Working carefully is often better than working fast. Accept any answer that captures the “slow and careful beats fast and sloppy” idea.
7. B	Setting up Lily as “slow but careful” foreshadows the moral about careful work.
8. C	The story says fast isn't always best for THIS contest. It does not tell Mia to give up running. The others all fit the lesson the story teaches.
9.	Answer: Example: Her tower kept falling / Lily's tower stood strong / Lily won the contest. Any moment that pushed Mia toward the lesson.
10. B	“Slow and Steady” captures the moral. The other titles describe only one part.





Want Even More Practice? Check Out Our Other Colorado CMAS ELA Test Books!

Colorado CMAS Grade 3 ELA Preparation Bundle

26 full-length practice tests across four books (5 + 6 + 7 + 8)

No repeated questions — maximum practice value!






SCAN ME

Point your phone camera at the code · instant access to all four books

26 Tests!

4 Books

One Bundle



Includes 5, 6, 7 & 8 Test Prep Books

Important: All our test books contain **unique, completely different tests** from each other! Each book offers fresh practice questions — no repeats!

<p style="text-align: center; background-color: #800080; color: white; padding: 5px;">5 Practice Tests</p> <ul style="list-style-type: none"> ✓ 5 complete practice tests with detailed explanations ✓ Perfect foundation for CMAS ELA prep ✓ Builds confidence and test-taking skills ✓ High-quality questions aligned with standards <p style="text-align: center; font-weight: bold;">Start your practice journey!</p>	<p style="text-align: center; background-color: #00b0f0; color: white; padding: 5px;">6 Practice Tests</p> <ul style="list-style-type: none"> ✓ 6 complete practice tests with detailed explanations ✓ Unique tests — different from the 5 tests book ✓ Perfect for more practice after mastering 5 tests ✓ Same high-quality questions aligned with standards <p style="text-align: center; font-weight: bold;">Take your practice to the next level!</p>	<p style="text-align: center; background-color: #008000; color: white; padding: 5px;">7 Practice Tests</p> <ul style="list-style-type: none"> ✓ 7 complete practice tests for deeper preparation ✓ Unique tests — different from 5 and 6 tests books ✓ Builds stamina with full-length practice ✓ Aligned to Grade 3 CMAS ELA standards <p style="text-align: center; font-weight: bold;">Maximum preparation power!</p>	<p style="text-align: center; background-color: #ff4500; color: white; padding: 5px;">8 Practice Tests</p> <ul style="list-style-type: none"> ✓ 8 complete practice tests — our largest book ✓ Unique tests — different from 5, 6 and 7 books ✓ Great for final review before test day ✓ Builds true test stamina and confidence <p style="text-align: center; font-weight: bold;">Be fully prepared!</p>
--	--	--	---

Get the bundle at [EffortlessMath.com](https://www.EffortlessMath.com) — scan the QR code above to open the product page.