

Simplifying Ratios

Name: _____

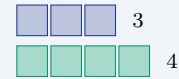
Date: _____

Score: _____ / 18

Quick Review and Helpful Hints

A ratio compares two quantities. To simplify a ratio, divide *both* terms by their greatest common factor (GCF) – exactly like reducing a fraction. The simplified ratio has the same value but uses the smallest whole numbers. Keep the terms in the same order.

▶ **Example:** Simplify the ratio 18 : 24. **Work:** Find the GCF of 18 and 24. Both divide evenly by 6, and 6 is the largest such factor. Divide each term by 6: $18 \div 6 = 3$ and $24 \div 6 = 4$. ★ **Answer:** 3 : 4



18 : 24 reduces to the ratio 3 : 4.

◆ Practice Problems

Write each ratio in simplest form.

1. Simplify 4 : 8

2. Simplify 10 : 15

3. Simplify 9 : 12

4. Simplify 20 : 25

5. Simplify 14 : 21

6. Simplify 16 : 24

7. Simplify 30 : 45

8. Simplify 12 : 18

9. Simplify 25 : 100

10. Simplify 36 : 48

11. Simplify 8 : 20

12. Simplify 15 : 35

13. Simplify 24 : 36

14. Simplify 40 : 16

◆ Word Problems

15. A class has 12 boys and 18 girls. Write the ratio of boys to girls in simplest form.

16. A recipe uses 8 cups of flour for every 6 cups of sugar. Write the ratio of flour to sugar in simplest form.

17. A parking lot has 45 cars and 30 trucks. Write the ratio of trucks to cars in simplest form.

18. A bag holds 21 red marbles and 14 blue marbles. Write the ratio of red to blue in simplest form.



Answer Keys

- | | | |
|---------------------------------------|--|--|
| 1. <input type="text" value="1 : 2"/> | 7. <input type="text" value="2 : 3"/> | 13. <input type="text" value="2 : 3"/> |
| 2. <input type="text" value="2 : 3"/> | 8. <input type="text" value="2 : 3"/> | 14. <input type="text" value="5 : 2"/> |
| 3. <input type="text" value="3 : 4"/> | 9. <input type="text" value="1 : 4"/> | 15. <input type="text" value="2 : 3"/> |
| 4. <input type="text" value="4 : 5"/> | 10. <input type="text" value="3 : 4"/> | 16. <input type="text" value="4 : 3"/> |
| 5. <input type="text" value="2 : 3"/> | 11. <input type="text" value="2 : 5"/> | 17. <input type="text" value="2 : 3"/> |
| 6. <input type="text" value="2 : 3"/> | 12. <input type="text" value="3 : 7"/> | 18. <input type="text" value="3 : 2"/> |

Step-by-Step Explanations

1. Start by naming the process: Read what the problem is asking, choose the matching rule, write the setup, and then simplify one step at a time. The setup/work is A ratio reduces just like a fraction. The GCF of 4 and 8 is 4, so divide both terms to get 1 : 2. So the final answer is 1 : 2.

2. A good way to think about this is: Read what the problem is asking, choose the matching rule, write the setup, and then simplify one step at a time. The setup/work is Both terms share the factor 5. Dividing each by 5 gives 2 : 3. So the final answer is 2 : 3.

3. Step by step: Read what the problem is asking, choose the matching rule, write the setup, and then simplify one step at a time. The setup/work is The GCF of 9 and 12 is 3: $9 \div 3 = 3$ and $12 \div 3 = 4$, so 3 : 4. So the final answer is 3 : 4.

4. Take it one move at a time: Read what the problem is asking, choose the matching rule, write the setup, and then simplify one step at a time. The setup/work is Divide both terms by 5 to reach 4 : 5. So the final answer is 4 : 5.

5. Start by naming the process: Read what the problem is asking, choose the matching rule, write the setup, and then simplify one step at a time. The setup/work is Seven divides both numbers: $14 \div 7 = 2$ and $21 \div 7 = 3$, giving 2 : 3. So the final answer is 2 : 3.

6. A good way to think about this is: Read what the problem is asking, choose the matching rule, write the setup, and then simplify one step at a time. The setup/work is The GCF of 16 and 24 is 8. Dividing both leaves 2 : 3. So the final answer is 2 : 3.

7. Step by step: Read what the problem is asking, choose the matching rule, write the setup, and then simplify one step at a time. The setup/work is Both terms are multiples of 15, so 30 : 45 reduces to 2 : 3. So the final answer is 2 : 3.

8. Take it one move at a time: Read what the problem is asking, choose the matching rule, write the setup, and then simplify one step at a time. The setup/work is Divide each term by the GCF 6 to get 2 : 3. So the final answer is 2 : 3.

9. Start by naming the process: Read what the problem is asking, choose the matching rule, write the setup, and then simplify one step at a time. The setup/work is Since 100 is four 25s, the GCF is 25 and the ratio reduces to 1 : 4. So the final answer is 1 : 4.

10. A good way to think about this is: Read what the problem is asking, choose the matching rule, write the setup, and then simplify one step at a time. The setup/work is The GCF is 12: $36 \div 12 = 3$ and $48 \div 12 = 4$, so 3 : 4. So the final answer is 3 : 4.

11. Step by step: Read what the problem is asking, choose the matching rule, write the setup, and then simplify one step at a time. The setup/work is Both terms divide by 4: $8 \div 4 = 2$ and $20 \div 4 = 5$, giving 2 : 5. So the final answer is 2 : 5.

12. Take it one move at a time: Read what the problem is asking, choose the matching rule, write the setup, and then simplify one step at a time. The setup/work is Five is the shared factor: $15 \div 5 = 3$ and $35 \div 5 = 7$, so 3 : 7. So the final answer is 3 : 7.

13. Start by naming the process: Read what the problem is asking, choose the matching rule, write the setup, and then simplify one step at a time. The setup/work is The GCF of 24 and 36 is 12, so the ratio simplifies to 2 : 3. So the final answer is 2 : 3.

14. A good way to think about this is: Read what the problem is asking, choose the matching rule, write the setup, and then simplify one step at a time. The setup/work is Divide both by 8: $40 \div 8 = 5$ and $16 \div 8 = 2$. Keep the order as written, so 5 : 2. So the final answer is 5 : 2.

15. Step by step: Read what the problem is asking, choose the matching rule, write the setup, and then simplify one step at a time. The setup/work is Boys to girls is 12 : 18. Both share 6, so it simplifies to 2 : 3 – read it as two boys for every three girls. So the final answer is 2 : 3.

16. Take it one move at a time: Read what the problem is asking, choose the matching rule, write the setup, and then simplify one step at a time. The setup/work is Flour to sugar is 8 : 6. Dividing both by 2 gives 4 : 3. So the final answer is 4 : 3.

17. Start by naming the process: Read what the problem is asking, choose the matching rule, write the setup, and then simplify one step at a time. The setup/work is Watch the order: trucks to cars means 30 : 45, not 45 : 30. Dividing by 15 gives 2 : 3. So the final answer is 2 : 3.

18. A good way to think about this is: Read what the problem is asking, choose the matching rule, write the setup, and then simplify one step at a time. The setup/work is Red to blue is 21 : 14. The GCF is 7, so it reduces to 3 : 2. So the final answer is 3 : 2.



Want Even More GED Math Practice?



The Most Comprehensive GED Math Preparation Bundle

Prep books, workbooks, and full-length practice tests
Complete review, detailed explanations, and realistic test practice



Scan Me

Prep Books
Workbooks
Practice Tests

Important: These GED Math resources are made for extra practice after the worksheet. Scan the QR code above for the complete GED Math preparation bundle.

Skill Review

- ✓ Builds number sense, algebra, geometry, and data skills
- ✓ Supports steady review before the GED test
- ✓ Great for tutoring, homework, and independent practice

Build the foundation.

Test Practice

- ✓ Full-length practice tests for realistic pacing
- ✓ Detailed answer explanations for every question
- ✓ Useful after students finish topic worksheets

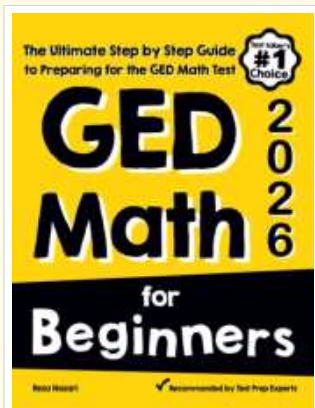
Practice with purpose.

Confidence

- ✓ Turns mistakes into targeted review
- ✓ Helps students see progress over time
- ✓ Keeps GED preparation organized and calm

Move forward prepared.

STUDENT FAVORITE • Master GED Math From the Ground Up



GED Math for Beginners

The Ultimate Step-by-Step Guide to Preparing for the GED Math Test

Written by a top math teacher and aligned with the latest GED Math test. From fractions and percents to algebra and geometry — explained the easy way.

- ✓ **Complete coverage** of every GED Math topic — perfect companion to these worksheets
- ✓ **Step-by-step explanations** with worked examples on every topic
- ✓ **QR codes in every chapter** for free video lessons & bonus practice
- ✓ **2 full-length practice tests** with detailed answer keys
- ✓ Perfect for self-study or the classroom

* **STUDENT'S #1 CHOICE**

Teacher-recommended • trusted GED prep


→ PDF EDITION



Scan Me

Instant download • any device

PAPERBACK



Scan Me

Paperback on Amazon

Pair these free worksheets with *GED Math for Beginners* and you have a complete self-paced GED Math path — concept lessons, daily practice, and full exam-style reviews. → [EffortlessMath.com](https://www.EffortlessMath.com)