

Volume of a Cylinder

Name: _____

Date: _____

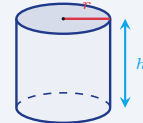
Score: _____ / 18

Quick Review and Helpful Hints

A cylinder's *volume* is the area of the circular base times the height: $V = \pi r^2 h$. First find the base area πr^2 , then multiply by the height h . Use $\pi \approx 3.14$ and give the answer in cubic units.

▷ **Example:** Find the volume of a cylinder with $r = 3$ and $h = 5$ (use $\pi \approx 3.14$). **Work:** Base area = $\pi r^2 = 3.14(9) = 28.26$. Multiply by the height: 28.26×5 .

★ **Answer:** 141.3

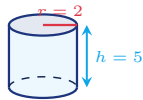


$$V = \pi r^2 h.$$

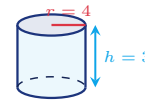
Practice Problems

Use $\pi \approx 3.14$. Use each cylinder diagram to find the volume.

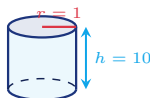
1. Find the volume.



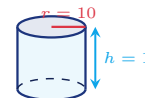
6. Find the volume.



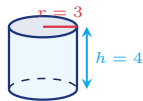
2. Find the volume.



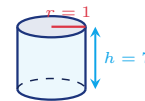
7. Find the volume.



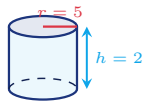
3. Find the volume.



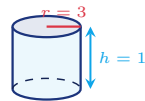
8. Find the volume.



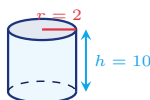
4. Find the volume.



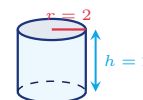
9. Find the volume.



5. Find the volume.



10. Find the volume.





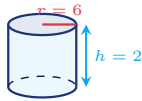
11. Find the volume.



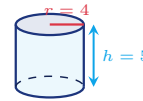
13. Find the volume.



12. Find the volume.



14. Find the volume.



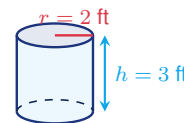
◆ Word Problems



15. A soup can has radius 3 cm and height 10 cm. How many cubic centimeters of soup can it hold?

Use $V = \pi r^2 h$, $\pi \approx 3.14$

Work: _____



17. A concrete form for a small post has radius 2 ft and height 3 ft. Find the volume needed.

Use $V = \pi r^2 h$, $\pi \approx 3.14$

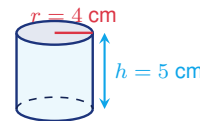
Work: _____



16. A rain barrel has radius 5 ft and height 4 ft. What volume of water does it hold?

Use $V = \pi r^2 h$, $\pi \approx 3.14$

Work: _____



18. A candle mold has radius 4 cm and height 5 cm. How many cubic centimeters of wax does it contain?

Use $V = \pi r^2 h$, $\pi \approx 3.14$

Work: _____



Answer Keys

- | | | |
|-----------|------------|---------------------------|
| 1. 62.8 | 7. 314 | 13. 37.68 |
| 2. 31.4 | 8. 21.98 | 14. 251.2 |
| 3. 113.04 | 9. 282.6 | 15. 282.6 cm ³ |
| 4. 157 | 10. 25.12 | 16. 314 ft ³ |
| 5. 125.6 | 11. 314 | 17. 37.68 ft ³ |
| 6. 150.72 | 12. 226.08 | 18. 251.2 cm ³ |

Step-by-Step Explanations

1. Start by naming the process: Read what the problem is asking, choose the matching rule, write the setup, and then simplify one step at a time. The setup/work is Volume is $\pi r^2 h$. Base area = $3.14 \times 2^2 = 3.14 \times 4 = 12.56$; times the height 5: $12.56 \times 5 = 62.8$. So the final answer is 62.8.

2. A good way to think about this is: Read what the problem is asking, choose the matching rule, write the setup, and then simplify one step at a time. The setup/work is Base area = $3.14 \times 1 = 3.14$; times 10: 31.4. So the final answer is 31.4.

3. Step by step: Read what the problem is asking, choose the matching rule, write the setup, and then simplify one step at a time. The setup/work is Base area = $3.14 \times 9 = 28.26$; times 4: 113.04. So the final answer is 113.04.

4. Take it one move at a time: Read what the problem is asking, choose the matching rule, write the setup, and then simplify one step at a time. The setup/work is Base area = $3.14 \times 25 = 78.5$; times 2: 157. So the final answer is 157.

5. Start by naming the process: Read what the problem is asking, choose the matching rule, write the setup, and then simplify one step at a time. The setup/work is Base area = $3.14 \times 4 = 12.56$; times 10: 125.6. So the final answer is 125.6.

6. A good way to think about this is: Read what the problem is asking, choose the matching rule, write the setup, and then simplify one step at a time. The setup/work is Base area = $3.14 \times 16 = 50.24$; times 3: 150.72. So the final answer is 150.72.

7. Step by step: Read what the problem is asking, choose the matching rule, write the setup, and then simplify one step at a time. The setup/work is Base area = $3.14 \times 100 = 314$; times 1: 314. So the final answer is 314.

8. Take it one move at a time: Read what the problem is asking, choose the matching rule, write the setup, and then simplify one step at a time. The setup/work is Base area = $3.14 \times 1 = 3.14$; times 7: 21.98. So the final answer is 21.98.

9. Start by naming the process: Read what the problem is asking, choose the matching rule, write the setup, and then simplify one step at a time. The setup/work is Base area = $3.14 \times 9 = 28.26$; times 10: 282.6. So the final answer is 282.6.

10. A good way to think about this is: Read what the problem is asking, choose the matching rule, write the setup, and then simplify one step at a time. The setup/work is Base area = $3.14 \times 4 = 12.56$; times 2: 25.12. So the final answer is 25.12.

11. Step by step: Read what the problem is asking, choose the matching rule, write the setup, and then simplify one step at a time. The setup/work is Base area = $3.14 \times 25 = 78.5$; times 4: 314. So the final answer is 314.

12. Take it one move at a time: Read what the problem is asking, choose the matching rule, write the setup, and then simplify one step at a time. The setup/work is Base area = $3.14 \times 36 = 113.04$; times 2: 226.08. So the final answer is 226.08.

13. Start by naming the process: Read what the problem is asking, choose the matching rule, write the setup, and then simplify one step at a time. The setup/work is Base area = $3.14 \times 4 = 12.56$; times 3: 37.68. So the final answer is 37.68.

14. A good way to think about this is: Read what the problem is asking, choose the matching rule, write the setup, and then simplify one step at a time. The setup/work is Base area = $3.14 \times 16 = 50.24$; times 5: 251.2. So the final answer is 251.2.

15. Step by step: Read what the problem is asking, choose the matching rule, write the setup, and then simplify one step at a time. The setup/work is $V = \pi r^2 h = 3.14 \times 3^2 \times 10 = 3.14 \times 9 \times 10 = 282.6 \text{ cm}^3$. So the final answer is 282.6 cm³.

16. Take it one move at a time: Read what the problem is asking, choose the matching rule, write the setup, and then simplify one step at a time. The setup/work is $V = 3.14 \times 5^2 \times 4 = 3.14 \times 25 \times 4 = 314 \text{ ft}^3$. So the final answer is 314 ft³.

17. Start by naming the process: Read what the problem is asking, choose the matching rule, write the setup, and then simplify one step at a time. The setup/work is $V = 3.14 \times 2^2 \times 3 = 3.14 \times 4 \times 3 = 37.68 \text{ ft}^3$. So the final answer is 37.68 ft³.

18. A good way to think about this is: Read what the problem is asking, choose the matching rule, write the setup, and then simplify one step at a time. The setup/work is $V = 3.14 \times 4^2 \times 5 = 3.14 \times 16 \times 5 = 251.2 \text{ cm}^3$. So the final answer is 251.2 cm³.



Want Even More GED Math Practice?



The Most Comprehensive GED Math Preparation Bundle

Prep books, workbooks, and full-length practice tests
Complete review, detailed explanations, and realistic test practice

Prep Books
Workbooks
Practice Tests



Scan Me

Important: These GED Math resources are made for extra practice after the worksheet. Scan the QR code above for the complete GED Math preparation bundle.

Skill Review

- ✓ Builds number sense, algebra, geometry, and data skills
- ✓ Supports steady review before the GED test
- ✓ Great for tutoring, homework, and independent practice

Build the foundation.

Test Practice

- ✓ Full-length practice tests for realistic pacing
- ✓ Detailed answer explanations for every question
- ✓ Useful after students finish topic worksheets

Practice with purpose.

Confidence


- ✓ Turns mistakes into targeted review
- ✓ Helps students see progress over time
- ✓ Keeps GED preparation organized and calm

Move forward prepared.

□ TWO STUDENT FAVORITES • Crash Course & Practice Workbook □

GED Math in 10 Days

The Most Effective GED Math Crash Course



- ✓ **Fast 10-day plan** to review every key GED Math topic
- ✓ **Step-by-step lessons** with worked examples
- ✓ Ideal for a focused, last-stretch review

Download Instantly!



Scan Me


Find on Amazon



Scan Me

GED Math Practice Workbook 2026

The Most Comprehensive Review for the Math Section of the GED Test



- ✓ **Hundreds of practice questions** with full answer keys
- ✓ **2 full-length practice tests** for realistic pacing
- ✓ Perfect to drill after each topic worksheet

Download Instantly!



Scan Me

Find on Amazon



Scan Me

Pair these free worksheets with *GED Math in 10 Days* & the *Practice Workbook* for a complete self-paced GED Math path — quick review, daily practice, and full exam-style tests. → [EffortlessMath.com](https://www.EffortlessMath.com)