

# Area of Triangles

Name: \_\_\_\_\_

Date: \_\_\_\_\_

Score: \_\_\_\_\_ / 30

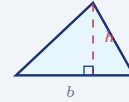
## Quick Review and Helpful Hints

The area of a triangle is  $A = \frac{1}{2}bh$ , where  $b$  is the base and  $h$  is the height *perpendicular* to that base. Multiply the base by the height, then take half. Give the answer in square units.

▷ **Example:** Find the area of a triangle with base 6 and height 4.

**Work:**  $A = \frac{1}{2}bh = \frac{1}{2}(6)(4) = \frac{1}{2}(24)$ .

★ **Answer:** 12



$$A = \frac{1}{2}bh.$$

## ◆ Practice Problems

Find each area.

1.  $b = 4, h = 3$  \_\_\_\_\_

8.  $b = 20, h = 10$  \_\_\_\_\_

2.  $b = 10, h = 6$  \_\_\_\_\_

9.  $b = 3, h = 4$  \_\_\_\_\_

3.  $b = 8, h = 5$  \_\_\_\_\_

10.  $b = 14, h = 5$  \_\_\_\_\_

4.  $b = 12, h = 4$  \_\_\_\_\_

11.  $b = 6, h = 9$  \_\_\_\_\_

5.  $b = 5, h = 2$  \_\_\_\_\_

12.  $b = 2, h = 2$  \_\_\_\_\_

6.  $b = 9, h = 6$  \_\_\_\_\_

13.  $b = 16, h = 4$  \_\_\_\_\_

7.  $b = 7, h = 8$  \_\_\_\_\_

14.  $b = 11, h = 2$  \_\_\_\_\_

## ◆ Word Problems

15. A triangular sail has base 6 m and height 8 m. Find its area.

\_\_\_\_\_

16. A triangle has base 10 in and height 3 in. Find its area.

\_\_\_\_\_

17. A triangular garden has base 12 ft and height 5 ft. Find its area.

\_\_\_\_\_


18. A school club cuts a triangular banner with base 9 cm and height 4 cm, then checks the area before printing. What area will be printed?

\_\_\_\_\_



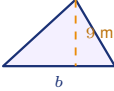
**◆ Illustrated Practice**

Use each picture. Identify the base and perpendicular height, then find the area or missing measure.

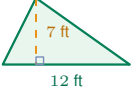


**19.** Find the area of the right triangle. \_\_\_\_\_

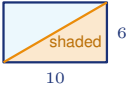
$A = 54 \text{ m}^2$




**25.** Find the missing base. \_\_\_\_\_



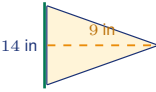
**20.** The dashed segment is the height. Find the area. \_\_\_\_\_




**26.** The shaded triangle is half the rectangle. Find its area. \_\_\_\_\_



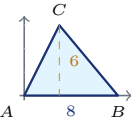
**21.** Find the area of the triangle on the grid. \_\_\_\_\_



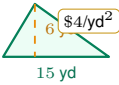
**27.** A pennant is triangular. Find its fabric area. \_\_\_\_\_



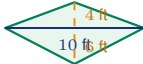
**22.** A roof face is triangular. Find its area. \_\_\_\_\_



**28.** Find the area of triangle  $ABC$ . \_\_\_\_\_

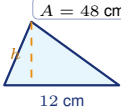


**23.** Mulch costs \$4 per square yard. Find the cost. \_\_\_\_\_



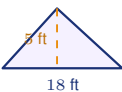
**29.** A kite has two triangular panels. Find the total area. \_\_\_\_\_

$A = 48 \text{ cm}^2$



**24.** Find the missing height. \_\_\_\_\_

$1 \text{ qt}/30 \text{ ft}^2$



**30.** Paint is sold by the quart. How many whole quarts are needed? \_\_\_\_\_



## Answer Keys

- |                                     |  |   |
|-------------------------------------|--|---|
| 1. <input type="text" value="6"/>   | 11. <input type="text" value="27"/>                            | 21. <input type="text" value="12 units&lt;sup&gt;2&lt;/sup&gt;"/> |
| 2. <input type="text" value="30"/>  | 12. <input type="text" value="2"/>                             | 22. <input type="text" value="108 ft&lt;sup&gt;2&lt;/sup&gt;"/>   |
| 3. <input type="text" value="20"/>  | 13. <input type="text" value="32"/>                            | 23. <input type="text" value="\$180"/>                            |
| 4. <input type="text" value="24"/>  | 14. <input type="text" value="11"/>                            | 24. <input type="text" value="8 cm"/>                             |
| 5. <input type="text" value="5"/>   | 15. <input type="text" value="24 m&lt;sup&gt;2&lt;/sup&gt;"/>  | 25. <input type="text" value="12 m"/>                             |
| 6. <input type="text" value="27"/>  | 16. <input type="text" value="15 in&lt;sup&gt;2&lt;/sup&gt;"/> | 26. <input type="text" value="30"/>                               |
| 7. <input type="text" value="28"/>  | 17. <input type="text" value="30 ft&lt;sup&gt;2&lt;/sup&gt;"/> | 27. <input type="text" value="63 in&lt;sup&gt;2&lt;/sup&gt;"/>    |
| 8. <input type="text" value="100"/> | 18. <input type="text" value="18 cm&lt;sup&gt;2&lt;/sup&gt;"/> | 28. <input type="text" value="24 units&lt;sup&gt;2&lt;/sup&gt;"/> |
| 9. <input type="text" value="6"/>   | 19. <input type="text" value="20 in&lt;sup&gt;2&lt;/sup&gt;"/> | 29. <input type="text" value="50 ft&lt;sup&gt;2&lt;/sup&gt;"/>    |
| 10. <input type="text" value="35"/> | 20. <input type="text" value="42 ft&lt;sup&gt;2&lt;/sup&gt;"/> | 30. <input type="text" value="2 quarts"/>                         |

### Step-by-Step Explanations

1. For triangle area, always multiply the base by the perpendicular height, then take half:  $A = \frac{1}{2}(4)(3) = \frac{1}{2}(12) = 6$ . The area is 6 square units.
2. Use  $A = \frac{1}{2}bh$ . Here the base is 10 and the height is 6, so  $A = \frac{1}{2}(10)(6) = 30$ .
3. The height is the straight-up-and-down distance to the base, so plug in  $b = 8$  and  $h = 5$ :  $A = \frac{1}{2}(8)(5) = 20$ .
4. Multiply first, then divide by 2:  $12 \cdot 4 = 48$ , and half of 48 is 24. So the area is 24.
5. Use the same formula with  $b = 5$  and  $h = 2$ :  $A = \frac{1}{2}(5)(2) = 5$ .
6. The base-height product is  $9 \cdot 6 = 54$ . A triangle is half of that rectangle, so  $A = 27$ .
7. Start with  $A = \frac{1}{2}bh$ :  $A = \frac{1}{2}(7)(8) = \frac{1}{2}(56) = 28$ .
8. The rectangle with the same base and height would have area  $20 \cdot 10 = 200$ . The triangle is half, so its area is 100.
9. Use  $b = 3$  and  $h = 4$ :  $A = \frac{1}{2}(3)(4) = 6$ .
10. Multiply 14 by 5 to get 70, then take half. The triangle's area is 35.
11. With base 6 and height 9,  $A = \frac{1}{2}(6)(9) = \frac{1}{2}(54) = 27$ .
12. Even a small triangle uses the same rule:  $A = \frac{1}{2}(2)(2) = 2$ .
13. The base-height product is  $16 \cdot 4 = 64$ . Half of 64 is 32, so the area is 32.
14. Use  $A = \frac{1}{2}(11)(2)$ . Since half of 22 is 11, the area is 11.
15. For the sail, the base is 6 m and the height is 8 m. So  $A = \frac{1}{2}(6)(8) = 24$ , and the area is  $24 \text{ m}^2$ .
16. Substitute the base and height:  $A = \frac{1}{2}(10)(3) = 15$ . Because the measurements are inches, the answer is  $15 \text{ in}^2$ .
17. The garden has base 12 ft and height 5 ft, so  $A = \frac{1}{2}(12)(5) = 30$ . The area is  $30 \text{ ft}^2$ .
18. For the banner, use  $b = 9 \text{ cm}$  and  $h = 4 \text{ cm}$ :  $A = \frac{1}{2}(9)(4) = 18$ . The printed area will be  $18 \text{ cm}^2$ .
19. The right-angle mark shows the base and height are perpendicular. Use  $A = \frac{1}{2}(8)(5) = 20$ , so the area is  $20 \text{ in}^2$ .
20. The triangle is slanted, but the dashed segment gives the true height. So  $A = \frac{1}{2}(12)(7) = 42 \text{ ft}^2$ .
21. The grid shows a base of 6 units and a height of 4 units. Half of  $6 \cdot 4 = 24$  is 12, so the area is  $12 \text{ units}^2$ .
22. Only the triangular roof face is needed. Use base 24 ft and height 9 ft:  $A = \frac{1}{2}(24)(9) = 108 \text{ ft}^2$ .
23. First find the garden area:  $A = \frac{1}{2}(15)(6) = 45 \text{ yd}^2$ . At \$4 per square yard, the cost is  $45 \cdot 4 = \$180$ .
24. This time the area is given, so work backward:  $48 = \frac{1}{2}(12)h = 6h$ . Divide by 6 to get  $h = 8 \text{ cm}$ .
25. Use the area formula and solve for the base:  $54 = \frac{1}{2}(b)(9) = 4.5b$ . Dividing 54 by 4.5 gives  $b = 12 \text{ m}$ .
26. The diagonal cuts the 10 by 6 rectangle into two equal triangles. The rectangle area is 60, so the shaded triangle is 30.
27. For the pennant, use the vertical side as the base and the dashed horizontal distance as the height:  $A = \frac{1}{2}(14)(9) = 63 \text{ in}^2$ .
28. On the coordinate picture, the base is 8 units and the height is 6 units. The area is  $A = \frac{1}{2}(8)(6) = 24 \text{ units}^2$ .
29. The kite is made from two triangles that share the 10-ft base. Their heights are 4 ft and 6 ft, so the total area is  $\frac{1}{2}(10)(4) + \frac{1}{2}(10)(6) = 20 + 30 = 50 \text{ ft}^2$ .
30. The mural area is  $\frac{1}{2}(18)(5) = 45 \text{ ft}^2$ . One quart covers  $30 \text{ ft}^2$ , so  $45 \div 30 = 1.5$  quarts; since paint is sold by whole quarts, buy 2 quarts.



## Want Even More GED Math Practice?



### The Most Comprehensive GED Math Preparation Bundle

Prep books, workbooks, and full-length practice tests

Complete review, detailed explanations, and realistic test practice



Scan Me

Prep Books  
Workbooks  
Practice Tests

**Important:** These GED Math resources are made for extra practice after the worksheet. Scan the QR code above for the complete GED Math preparation bundle.

#### Skill Review

- ✓ Builds number sense, algebra, geometry, and data skills
- ✓ Supports steady review before the GED test
- ✓ Great for tutoring, homework, and independent practice

**Build the foundation.**

#### Test Practice

- ✓ Full-length practice tests for realistic pacing
- ✓ Detailed answer explanations for every question
- ✓ Useful after students finish topic worksheets

**Practice with purpose.**

#### Confidence


- ✓ Turns mistakes into targeted review
- ✓ Helps students see progress over time
- ✓ Keeps GED preparation organized and calm

**Move forward prepared.**

### □ TWO STUDENT FAVORITES • Crash Course & Practice Workbook □

#### GED Math in 10 Days

*The Most Effective GED Math Crash Course*



- ✓ **Fast 10-day plan** to review every key GED Math topic
- ✓ **Step-by-step lessons** with worked examples
- ✓ Ideal for a focused, last-stretch review

Download Instantly!



Scan Me


Find on Amazon



Scan Me

#### GED Math Practice Workbook 2026

*The Most Comprehensive Review for the Math Section of the GED Test*



- ✓ **Hundreds of practice questions** with full answer keys
- ✓ **2 full-length practice tests** for realistic pacing
- ✓ Perfect to drill after each topic worksheet

Download Instantly!



Scan Me

Find on Amazon



Scan Me

Pair these free worksheets with *GED Math in 10 Days* & the *Practice Workbook* for a complete self-paced GED Math path — quick review, daily practice, and full exam-style tests. → [EffortlessMath.com](https://www.EffortlessMath.com)