

# Graphing Functions and Transformations

Name: \_\_\_\_\_ Date: \_\_\_\_\_ Score: \_\_\_\_\_ / 26

## Quick Review

**To graph a function:** build a table of  $(x, y)$  points, plot them, connect with a smooth curve (or line if linear). Pick  $x$ -values on both sides of 0. **Key features:** the  $y$ -intercept is where the graph hits the  $y$ -axis (set  $x = 0$ ). The  $x$ -intercepts (zeros) are where it hits the  $x$ -axis (set  $y = 0$ ). The graph is **increasing** when it goes up left-to-right and **decreasing** when it goes down. **Transformations** from a parent function  $f(x)$ :  $f(x) + k$  shifts up by  $k$  (down if  $k < 0$ );  $a \cdot f(x)$  with  $|a| > 1$  is a vertical stretch (narrower); with  $|a| < 1$  a compression (wider);  $-f(x)$  reflects over the  $x$ -axis (flips upside down).

## PRACTICE

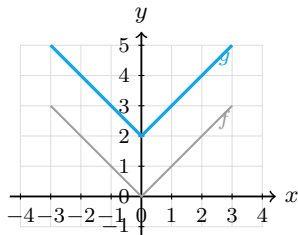
Find intercepts or describe transformations.

- |   |       |   |       |
|---|-------|---|-------|
| 1. $f(x) = 3x - 6$ ; intercepts             | _____ | 11. $g(x) = (x - 3)^2$ vs. $x^2$          | _____ |
| 2. $f(x) = x^2 - 9$ ; $x$ -intercepts       | _____ | 12. $g(x) = -2x^2$ vs. $x^2$              | _____ |
| 3. $f(x) = -2x + 4$ ; intercepts            | _____ | 13. $f(x) = 2x + 8$ ; intercepts          | _____ |
| 4. $g(x) = x^2 + 5$ vs. $f(x) = x^2$        | _____ | 14. $f(x) = x^2 - x - 6$ ; $x$ -int       | _____ |
| 5. $g(x) = -x^2$ vs. $f(x) = x^2$           | _____ | 15. $g(x) =  x  + 1$ vs. $ x $            | _____ |
| 6. $g(x) = \frac{1}{2}x^2$ vs. $f(x) = x^2$ | _____ | 16. $f(x) = -\frac{1}{2}x + 3$ ; $y$ -int | _____ |
| 7. $f(x) =  x  - 2$ ; intercepts            | _____ | 17. $g(x) = x^3 + 4$ vs. $x^3$            | _____ |
| 8. $g(x) = 3 x $ vs. $f(x) =  x $           | _____ | 18. $f(x) = 5$ ; intercepts               | _____ |
| 9. $g(x) = x^2 + 2$ vs. $x^2$               | _____ | 19. $f(x) = x^2 + 4$ ; $x$ -int           | _____ |
| 10. $f(x) = 4x$ ; intercepts                | _____ | 20. $g(x) = (x + 2)^2 - 3$ vs. $x^2$      | _____ |

## VISUAL PRACTICE

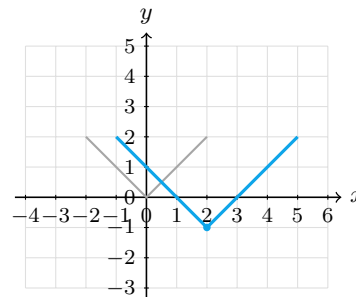
Use the graph, table, chart, or diagram to answer the question.

21. The graph of  $f(x) = |x|$  is shifted to make  $g(x) = |x| + 2$ . What changed?



Answer: \_\_\_\_\_

22. The graph of  $f(x) = |x|$  is shifted. What is the new vertex?



Answer: \_\_\_\_\_



## ◆ Word Problems

23. A company's profit (thousands of dollars) is  $P(x) = x^2 - 6x + 8$ , where  $x$  is hundreds of units sold. At what unit sales does profit equal zero?

Model: \_\_\_\_\_

Answer: \_\_\_\_\_

24. Describe the transformations needed to graph  $g(x) = -x^2 + 5$  starting from  $f(x) = x^2$ . State the vertex and direction.

Model: \_\_\_\_\_

Answer: \_\_\_\_\_

25. A ball is launched from ground level, and its height is modeled by  $h(t) = -16t^2 + 32t$  feet. Use the equation to determine when the ball returns to the ground.

Model: \_\_\_\_\_

Answer: \_\_\_\_\_

26. A linear function representing a simple cost model passes through  $(0, 4)$  and  $(2, 10)$ . Find the intercepts and explain which point gives the  $y$ -intercept immediately.

Model: \_\_\_\_\_

Answer: \_\_\_\_\_



Scan Me

## Answer Keys

- |   |  |
|---|--|
| <ol style="list-style-type: none"> <li>1. <math>y</math>-int <math>(0, -6)</math>, <math>x</math>-int <math>(2, 0)</math></li> <li>2. <math>x = \pm 3</math></li> <li>3. <math>y = (0, 4)</math>, <math>x = (2, 0)</math></li> <li>4. shift up 5</li> <li>5. reflect over <math>x</math>-axis</li> <li>6. vertical compression</li> <li>7. <math>y = (0, -2)</math>, <math>x = (\pm 2, 0)</math></li> <li>8. vertical stretch</li> <li>9. shift up 2</li> <li>10. both at <math>(0, 0)</math></li> <li>11. shift right 3</li> <li>12. reflect and stretch</li> <li>13. <math>y = (0, 8)</math>, <math>x = (-4, 0)</math></li> </ol> | <ol style="list-style-type: none"> <li>14. <math>x = 3</math> or <math>x = -2</math></li> <li>15. shift up 1</li> <li>16. <math>(0, 3)</math></li> <li>17. shift up 4</li> <li>18. <math>y = (0, 5)</math>, no <math>x</math>-int</li> <li>19. none</li> <li>20. left 2, down 3</li> <li>21. shift up 2</li> <li>22. <math>(2, -1)</math></li> <li>23. <math>x = 2</math>, <math>x = 4</math></li> <li>24. reflect over <math>x</math>-axis, shift up 5; <math>(0, 5)</math>, opens down</li> <li>25. <math>t = 2</math> sec</li> <li>26. <math>y = (0, 4)</math>, <math>x = (-\frac{4}{3}, 0)</math></li> </ol> |
|---|--|


### Step-by-Step Tutor Notes

1. Read the table by matching the correct row and column first, then use the count or total that fits the question.  $y$ -int:  $f(0) = -6$ .  $x$ -int:  $3x - 6 = 0 \Rightarrow x = 2$ . This gives  $y$ -int  $(0, -6)$ ,  $x$ -int  $(2, 0)$ .
2. Set  $x^2 - 9 = 0$ . Factor:  $(x - 3)(x + 3) = 0$ . So  $x = 3$  or  $x = -3$ .
3. Read the table by matching the correct row and column first, then use the count or total that fits the question.  $y$ -int:  $f(0) = 4$ .  $x$ -int:  $-2x + 4 = 0 \Rightarrow x = 2$ . This gives  $y = (0, 4)$ ,  $x = (2, 0)$ .
4. Work one inverse operation at a time and keep both sides balanced. Adding 5 outside the squaring moves every point up by 5. After simplifying, the answer is shift up 5.
5. Start with the definition the problem is testing, then apply it directly. The negative flips the parabola upside down — opens downward now. So the answer is reflect over  $x$ -axis.
6. Move carefully through the arithmetic; one clean operation usually unlocks the next one. Multiplying by  $\frac{1}{2}$  (less than 1) makes the parabola wider/flatter. After simplifying, the answer is vertical compression.
7.  $y$ -int:  $f(0) = |0| - 2 = -2$ .  $x$ -int:  $|x| - 2 = 0$ , so  $|x| = 2$ , giving  $x = \pm 2$ .
8. For a table question, slow down and locate the exact row, column, or cell before calculating. Multiplying by 3 (greater than 1) makes the V-shape narrower/steeper. This gives vertical stretch.
9. This is a good place to slow down, check the notation, and simplify cleanly. Same shape, every point moves up 2. So the answer is shift up 2.
10. For a table question, slow down and locate the exact row, column, or cell before calculating.  $f(0) = 0$  and  $4x = 0 \Rightarrow x = 0$ . The line passes through the origin. This gives both at  $(0, 0)$ .
11. Subtracting 3 from  $x$  inside the function moves the graph right by 3 (horizontal shifts are counter-intuitive).
12. Take it one clear step at a time and keep the original question in mind. Two transformations: the negative flips it, and the 2 stretches it vertically. So the answer is reflect and stretch.
13. Read the table by matching the correct row and column first, then use the count or total that fits the question.  $y$ -int = 8.  $x$ -int:  $2x + 8 = 0 \Rightarrow x = -4$ . This gives  $y = (0, 8)$ ,  $x = (-4, 0)$ .
14. Use the structure of the expression to find the important point, then check that it fits the context. Factor:  $(x - 3)(x + 2) = 0$ . Two  $x$ -intercepts. That leads to  $x = 3$  or  $x = -2$ .
15. Keep the order of operations in view, then simplify without skipping the sign check. Adding 1 outside the absolute value lifts the V by 1. After simplifying, the answer is shift up 1.
16. Line up the two changes first; that keeps the rate from getting mixed up.  $f(0) = 3$ . (The  $y$ -intercept in slope-intercept form is just the constant term.) So the requested value is  $(0, 3)$ .
17. Take it one clear step at a time and keep the original question in mind.  $+4$  outside the function shifts the whole cubic up by 4. So the answer is shift up 4.
18.  $y$ -int is 5. But 5 is never 0, so there are no  $x$ -intercepts (horizontal line above the  $x$ -axis).
19.  $x^2 + 4 = 0$  would need  $x^2 = -4$ , which is impossible for real  $x$ . No  $x$ -intercepts. (Parabola sits entirely above the  $x$ -axis).
20.  $(x + 2)$  inside shifts left 2 (opposite of what you'd expect), and  $-3$  outside shifts down 3.
21. Move carefully through the arithmetic; one clean operation usually unlocks the next one. Adding 2 outside the function moves every point up 2 units. After simplifying, the answer is shift up 2.
22. Look for the key feature the question asks about, such as a zero, intercept, or vertex. The new graph has its corner at  $(2, -1)$ , so that is the new vertex. That leads to  $(2, -1)$ .
23. Set  $P(x) = 0$ :  $x^2 - 6x + 8 = 0$ . Factor:  $(x - 2)(x - 4) = 0$ . So  $x = 2$  or  $x = 4$ . The company breaks even at 200 units and 400 units. Between them, profit is negative (a loss).
24. The negative reflects the parabola over the  $x$ -axis (now opens down). The  $+5$  shifts everything up 5. Result: a downward parabola with vertex  $(0, 5)$ .
25. Ground means  $h = 0$ :  $-16t^2 + 32t = 0$ . Factor:  $-16t(t - 2) = 0$ , so  $t = 0$  or  $t = 2$ . The ball starts at the ground ( $t = 0$ ) and comes back at  $t = 2$  seconds.
26. Slope =  $\frac{10-4}{2-0} = 3$ , so  $y = 3x + 4$ .  $y$ -intercept already given:  $(0, 4)$ .  $x$ -intercept:  $3x + 4 = 0 \Rightarrow x = -\frac{4}{3}$ .



Scan Me

## Want a Full Algebra 1 Textbook? Try Our Florida B.E.S.T. Made Simple Book!



### Florida B.E.S.T. Algebra I Made Ridiculously Simple

The friendly, step-by-step Algebra 1 textbook  
Plain-English explanations, guided practice, and  
review support.



Scan Me

Full Lessons Inside

Concepts  
Practice  
Mastery

**Important:** All our test books contain **unique, completely different tests** from each other! Each book offers fresh practice questions—no repeats!

#### 5 Practice Tests

- ✓ 5 complete practice tests with detailed explanations
- ✓ Perfect foundation for B.E.S.T. test preparation
- ✓ Builds confidence and test-taking skills
- ✓ High-quality questions aligned with state standards

Start your practice journey!

#### 6 Practice Tests

- ✓ 6 complete practice tests with detailed explanations
- ✓ **Unique tests**—different from the 5 tests book
- ✓ Perfect for more practice after mastering 5 tests
- ✓ Builds even more confidence and test-taking skills
- ✓ Same high-quality questions aligned with standards

Take your practice to the next level!

#### 7 Practice Tests

- ✓ 7 complete practice tests for maximum preparation
- ✓ **Unique tests**—different from 5 and 6 tests books
- ✓ The most comprehensive practice for Algebra 1
- ✓ Ideal for students aiming for top scores
- ✓ Extensive practice builds mastery and confidence

Go all the way with comprehensive practice!

☐ STUDENT FAVORITE • Master Algebra I From the Ground Up ☐



### Algebra I for Beginners

Written by a top math teacher & aligned with national and state Algebra I courses. From linear equations to graphing quadratics — explained the easy way.

- ✓ **Complete coverage** of every Algebra I concept — perfect companion to these worksheets
- ✓ **Step-by-step explanations** with worked examples on every topic
- ✓ **QR codes in every chapter** for free video lessons & bonus practice
- ✓ **2 full-length practice tests** with detailed answer keys

- ✓ 100% Guaranteed
- ✓ Lifetime Support
- ✓ Trusted by Teachers

Start Your Algebra  
Journey Today! →

★ STUDENT'S #1 CHOICE ★

Teacher-recommended • 12,000+ Happy Students

↓ PDF EDITION



Scan Me

Instant download • any device

☐ PAPERBACK



Scan Me

Paperback on Amazon

Hold it in your hands

Pair these free worksheets with *Algebra I for Beginners* and you have a complete self-paced course — concept lessons, daily practice, and full exam-style reviews, all in one path. →

[EffortlessMath.com/product/algebra-i-for-beginners](https://EffortlessMath.com/product/algebra-i-for-beginners)