

Standard Form of a Linear Equation

Name: _____ Date: _____ Score: _____ / 26

Q Quick Review

Standard form: $Ax + By = C$, where A, B, C are integers (usually with $A > 0$). It's the form most useful for finding intercepts and for problems where x and y are both "mixed in" (like "2 apples and 3 bananas cost \$7"). **To find the x -intercept:** set $y = 0$ and solve. **To find the y -intercept:** set $x = 0$ and solve. To convert from slope-intercept to standard form: move the x -term to the left side, clear any fractions, and make A positive. To convert standard form to slope-intercept: solve for y . Both forms describe the same line; choose whichever's easier for the task.

PRACTICE

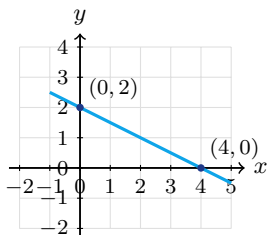
Find intercepts, convert forms, or write in standard form.

- | | |
|--|--|
| 1. $2x + 3y = 12$; x -int _____ | 11. $6x - 3y = 18$; slope _____ |
| 2. $2x + 3y = 12$; y -int _____ | 12. $2x + y = 0$; slope-intercept form _____ |
| 3. $x - y = 5$; x -int _____ | 13. Convert $y = \frac{3}{4}x - 2$ _____ |
| 4. $x - y = 5$; y -int _____ | 14. $x + y = 7$; slope _____ |
| 5. $5x + 2y = 10$; slope-intercept form _____ | 15. $x = 4$; intercepts _____ |
| 6. Convert $y = 2x - 3$ _____ | 16. $y = -2$; intercepts _____ |
| 7. Convert $y = -\frac{1}{2}x + 4$ _____ | 17. $7x - 2y = 14$; x -int _____ |
| 8. $3x - y = 9$; slope-intercept form _____ | 18. $7x - 2y = 14$; y -int _____ |
| 9. $4x + 5y = 20$; x -int _____ | 19. Through $(2, 0), (0, 3)$ in std form _____ |
| 10. $4x + 5y = 20$; y -int _____ | 20. Convert $2y - 6 = 4x$ _____ |

◆ VISUAL PRACTICE

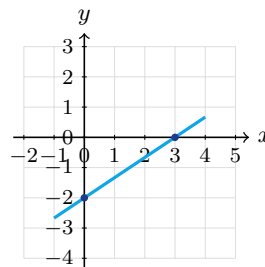
Use the graph, table, chart, or diagram to answer the question.

21. The line has intercepts $(4, 0)$ and $(0, 2)$. Write its equation in standard form.



Answer: _____

22. The line has intercepts $(3, 0)$ and $(0, -2)$. Write its equation in standard form.



Answer: _____



◆ Word Problems

23. Apples cost \$2 each and bananas \$1 each. You spent \$10. Write the equation in standard form, then find how many apples if you bought 4 bananas.

Model: _____

Answer: _____

24. A worker earns \$15 per hour at job A and \$20 per hour at job B. They earned \$240 total. Write the equation and find one possible combination.

Model: _____

Answer: _____

25. A line has an x -intercept of 5 and a y -intercept of -2 . Use the intercepts to write the equation in standard form.

Model: _____

Answer: _____

26. A car wash sells regular for \$8 and deluxe for \$15. They made \$300 one day. Write the equation.

Model: _____

Answer: _____



Answer Keys

- | | |
|---|---|
| <p>1. 6</p> <p>2. 4</p> <p>3. 5</p> <p>4. -5</p> <p>5. $y = -\frac{5}{2}x + 5$</p> <p>6. $2x - y = 3$</p> <p>7. $x + 2y = 8$</p> <p>8. $y = 3x - 9$</p> <p>9. 5</p> <p>10. 4</p> <p>11. 2</p> <p>12. $y = -2x$</p> <p>13. $3x - 4y = 8$</p> | <p>14. -1</p> <p>15. x-int 4, no y-int</p> <p>16. y-int -2, no x-int</p> <p>17. 2</p> <p>18. -7</p> <p>19. $3x + 2y = 6$</p> <p>20. $4x - 2y = -6$ or $2x - y = -3$</p> <p>21. $x + 2y = 4$</p> <p>22. $2x - 3y = 6$</p> <p>23. $2a + b = 10$; $a = 3$</p> <p>24. $15a + 20b = 240$; e.g. $a = 8, b = 6$</p> <p>25. $2x - 5y = 10$</p> <p>26. $8r + 15d = 300$</p> |
|---|---|


Step-by-Step Tutor Notes

1. For a table question, slow down and locate the exact row, column, or cell before calculating. $y = 0 \Rightarrow 2x = 12 \Rightarrow x = 6$. This gives 6.
2. Use the labels on the display first; they tell you which count or total belongs in the answer. $x = 0 \Rightarrow 3y = 12 \Rightarrow y = 4$. This gives 4.
3. Use the labels on the display first; they tell you which count or total belongs in the answer. $y = 0 \Rightarrow x = 5$. This gives 5.
4. Read the table by matching the correct row and column first, then use the count or total that fits the question. $x = 0 \Rightarrow -y = 5 \Rightarrow y = -5$. This gives -5.
5. For a table question, slow down and locate the exact row, column, or cell before calculating. $2y = -5x + 10 \Rightarrow y = -\frac{5}{2}x + 5$. This gives $y = -\frac{5}{2}x + 5$.
6. Move carefully through the arithmetic; one clean operation usually unlocks the next one. Subtract y : $0 = 2x - y - 3$. Add 3: $2x - y = 3$. After simplifying, the answer is $2x - y = 3$.
7. Move carefully through the arithmetic; one clean operation usually unlocks the next one. Multiply by 2: $2y = -x + 8$. Add x : $x + 2y = 8$. After simplifying, the answer is $x + 2y = 8$.
8. Work one inverse operation at a time and keep both sides balanced. Subtract $3x$: $-y = -3x + 9$. Multiply by -1 : $y = 3x - 9$. After simplifying, the answer is $y = 3x - 9$.
9. Read the table by matching the correct row and column first, then use the count or total that fits the question. $y = 0 \Rightarrow 4x = 20$. This gives 5.
10. Read the table by matching the correct row and column first, then use the count or total that fits the question. $x = 0 \Rightarrow 5y = 20$. This gives 4.
11. Use the labels on the display first; they tell you which count or total belongs in the answer. $-3y = -6x + 18 \Rightarrow y = 2x - 6$. Slope = 2. This gives 2.
12. Use the clue in the question first, then let the arithmetic finish the job. $y = -2x$. Through origin. So the answer is $y = -2x$.
13. Move carefully through the arithmetic; one clean operation usually unlocks the next one. Multiply by 4: $4y = 3x - 8$. Rearrange: $3x - 4y = 8$. After simplifying, the answer is $3x - 4y = 8$.
14. Compare the change in output to the change in input, because slope is a rate of change. $y = -x + 7$. Slope = -1 . So the requested value is -1 .
15. Focus on the main idea of the problem, then simplify carefully. Vertical line. Crosses x -axis at 4, never the y -axis. So the answer is x -int 4, no y -int.
16. Start with the definition the problem is testing, then apply it directly. Horizontal line. Crosses y -axis at -2 , parallel to x -axis. So the answer is y -int -2 , no x -int.
17. Read the table by matching the correct row and column first, then use the count or total that fits the question. $y = 0 \Rightarrow 7x = 14$. This gives 2.
18. Read the table by matching the correct row and column first, then use the count or total that fits the question. $x = 0 \Rightarrow -2y = 14 \Rightarrow y = -7$. This gives -7 .
19. y -int 3, x -int 2. Slope-int: $y = -\frac{3}{2}x + 3$. Standard: $3x + 2y = 6$.
20. Move $4x$ left: $-4x + 2y = 6$. Multiply by -1 : $4x - 2y = -6$. Or divide by 2: $2x - y = -3$.
21. Using intercept form, $\frac{x}{4} + \frac{y}{2} = 1$. Multiply by 4 to get $x + 2y = 4$.
22. The intercept form is $\frac{x}{3} + \frac{y}{-2} = 1$. Multiplying by 6 gives $2x - 3y = 6$.
23. Use the labels on the display first; they tell you which count or total belongs in the answer. $2a + b = 10$. With $b = 4$: $2a + 4 = 10 \Rightarrow 2a = 6 \Rightarrow a = 3$ apples. This gives $2a + b = 10$; $a = 3$.
24. $15a + 20b = 240$. One solution: $a = 8, b = 6$: $15(8) + 20(6) = 120 + 120 = 240$. \checkmark .
25. Points $(5, 0)$ and $(0, -2)$. Slope: $\frac{-2-0}{0-5} = \frac{2}{5}$. $y = \frac{2}{5}x - 2$. Multiply by 5: $5y = 2x - 10$. Rearrange: $2x - 5y = 10$.
26. r regulars and d deluxes contribute $8r$ and $15d$ dollars: $8r + 15d = 300$. Many integer solutions exist; this is the constraint.



Scan Me

Want a Full Algebra 1 Textbook? Try Our District of Columbia DC CAPE Made Simple Book!



District of Columbia DC CAPE Algebra I Made Ridiculously Simple

The friendly, step-by-step Algebra 1 textbook
Plain-English explanations, guided practice, and review support.



Full Lessons Inside

Concepts
Practice
Mastery

Important: All our test books contain **unique, completely different tests** from each other! Each book offers fresh practice questions—no repeats!

5 Practice Tests

- ✓ 5 complete practice tests with detailed explanations
- ✓ Perfect foundation for DC CAPE test preparation
- ✓ Builds confidence and test-taking skills
- ✓ High-quality questions aligned with state standards

Start your practice journey!

6 Practice Tests

- ✓ 6 complete practice tests with detailed explanations
- ✓ **Unique tests**—different from the 5 tests book
- ✓ Perfect for more practice after mastering 5 tests
- ✓ Builds even more confidence and test-taking skills
- ✓ Same high-quality questions aligned with standards

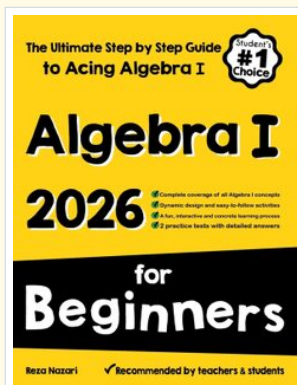
Take your practice to the next level!

7 Practice Tests

- ✓ 7 complete practice tests for maximum preparation
- ✓ **Unique tests**—different from 5 and 6 tests books
- ✓ The most comprehensive practice for Algebra 1
- ✓ Ideal for students aiming for top scores
- ✓ Extensive practice builds mastery and confidence

Go all the way with comprehensive practice!

❑ STUDENT FAVORITE • Master Algebra I From the Ground Up ❑



- ✓ 100% Guaranteed
- ✓ Lifetime Support
- ✓ Trusted by Teachers

Start Your Algebra Journey Today! →

Algebra I for Beginners

Written by a top math teacher & aligned with national and state Algebra I courses. From linear equations to graphing quadratics — explained the easy way.

- ✓ **Complete coverage** of every Algebra I concept — perfect companion to these worksheets
- ✓ **Step-by-step explanations** with worked examples on every topic
- ✓ **QR codes in every chapter** for free video lessons & bonus practice
- ✓ **2 full-length practice tests** with detailed answer keys

★ STUDENT'S #1 CHOICE ★


Teacher-recommended • 12,000+ Happy Students

↓ PDF EDITION



Instant download • any device

❑ PAPERBACK



Paperback on Amazon

Hold it in your hands

Pair these free worksheets with *Algebra I for Beginners* and you have a complete self-paced course — concept lessons, daily practice, and full exam-style reviews, all in one path. →

EffortlessMath.com/product/algebra-i-for-beginners