

Solving Systems by Graphing

Name: _____ Date: _____ Score: _____ / 26

Quick Review

A **system of equations** is two or more equations you want to be true at the same time. The **solution** is any (x, y) that satisfies *all* equations in the system. **Graphing method:** graph each line; the solution is where they intersect. Three possible outcomes: **one solution** (lines cross at one point), **no solution** (parallel lines never meet — same slope, different intercepts), or **infinitely many solutions** (the two equations describe the same line). Graphing is visual and intuitive but works best when the solution has integer coordinates. For messy answers, use substitution or elimination instead.

PRACTICE

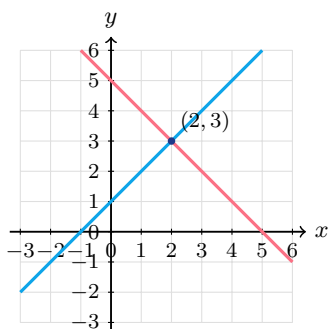
Solve each system or describe the outcome.

- | | | | |
|-----------------------------|-------|------------------------------------|-------|
| 1. $y = x + 1, y = -x + 5$ | _____ | 11. $y = 4, y = 4$ | _____ |
| 2. $y = 2x, y = x + 3$ | _____ | 12. $y = \frac{1}{2}x, y = -x + 3$ | _____ |
| 3. $y = 3x - 2, y = -x + 6$ | _____ | 13. $y = x - 4, y = 2x - 7$ | _____ |
| 4. $y = x, y = 4$ | _____ | 14. $y = 5, y = -x + 9$ | _____ |
| 5. $y = 2x + 1, y = 2x - 3$ | _____ | 15. $y = -3x + 10, y = 2x$ | _____ |
| 6. $y = x + 2, 2y = 2x + 4$ | _____ | 16. $x = -1, y = 2x + 3$ | _____ |
| 7. $y = -x, y = x$ | _____ | 17. $y = x^2, y = 4$ | _____ |
| 8. $y = 3, x = 5$ | _____ | 18. $y = 2x - 3, y = 2x + 1$ | _____ |
| 9. $y = 2x, y = -2x$ | _____ | 19. $y = -x + 7, y = x + 1$ | _____ |
| 10. $y = x + 3, y = x - 1$ | _____ | 20. $y = 3x, y = 2x + 1$ | _____ |

VISUAL PRACTICE

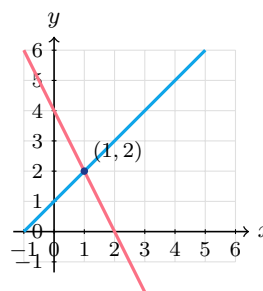
Use the graph, table, chart, or diagram to answer the question.

21. Use the graph to solve the system.



Answer: _____

22. Use the graph to solve the system.



Answer: _____



Scan Me

◆ Word Problems

23. A line is $y = x + 2$ and another is $y = -2x + 11$. Graph both and find where they meet.



Model: _____

Answer: _____

24. Two phone plans: Plan A costs \$20 plus \$5 per hour; Plan B costs \$30 plus \$3 per hour. After how many hours are the costs equal?



Model: _____

Answer: _____

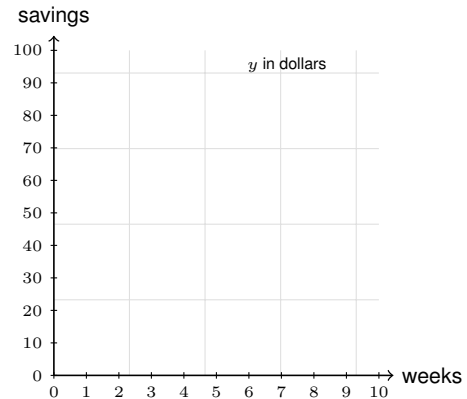
25. Two cars start from rest. Car A's distance is $30t$; Car B's is $20t + 50$. When do they meet?



Model: _____

Answer: _____

26. Two savings: A starts at \$0, adds \$10/wk. B starts at \$60, adds \$2/wk. When are they equal?



Model: _____

Answer: _____



Scan Me

Answer Keys

- | | |
|---------------------|--------------------|
| 1. (2, 3) | 14. (4, 5) |
| 2. (3, 6) | 15. (2, 4) |
| 3. (2, 4) | 16. (-1, 1) |
| 4. (4, 4) | 17. ($\pm 2, 4$) |
| 5. no solution | 18. no solution |
| 6. infinitely many | 19. (3, 4) |
| 7. (0, 0) | 20. (1, 3) |
| 8. (5, 3) | 21. (2, 3) |
| 9. (0, 0) | 22. (1, 2) |
| 10. no solution | 23. (3, 5) |
| 11. infinitely many | 24. 5 hours |
| 12. (2, 1) | 25. $t = 5$ |
| 13. (3, -1) | 26. $w = 7.5$ |


Step-by-Step Tutor Notes

1. Use the labels on the display first; they tell you which count or total belongs in the answer. Set equal: $x + 1 = -x + 5 \Rightarrow 2x = 4 \Rightarrow x = 2$. Then $y = 3$. This gives (2, 3).
2. Use the labels on the display first; they tell you which count or total belongs in the answer. $2x = x + 3 \Rightarrow x = 3, y = 6$. This gives (3, 6).
3. Read the table by matching the correct row and column first, then use the count or total that fits the question. $3x - 2 = -x + 6 \Rightarrow 4x = 8 \Rightarrow x = 2, y = 4$. This gives (2, 4).
4. Take it one clear step at a time and keep the original question in mind. $y = 4$ is horizontal; intersects $y = x$ at (4, 4). So the answer is (4, 4).
5. Line up the two changes first; that keeps the rate from getting mixed up. Same slope, different y -intercepts. Parallel — never meet. So the requested value is no solution.
6. Second equation divides to $y = x + 2$ — same line. Every point on the line is a solution.
7. Use the labels on the display first; they tell you which count or total belongs in the answer. $-x = x \Rightarrow x = 0, y = 0$. This gives (0, 0).
8. Use the clue in the question first, then let the arithmetic finish the job. Horizontal and vertical intersect at (5, 3). So the answer is (5, 3).
9. Line up the two changes first; that keeps the rate from getting mixed up. Both pass through origin with different slopes. So the requested value is (0, 0).
10. Compare the change in output to the change in input, because slope is a rate of change. Parallel (same slope 1). So the requested value is no solution.
11. Start with the definition the problem is testing, then apply it directly. Same equation — every point on $y = 4$. So the answer is infinitely many.
12. Use the labels on the display first; they tell you which count or total belongs in the answer. $\frac{1}{2}x = -x + 3 \Rightarrow \frac{3}{2}x = 3 \Rightarrow x = 2, y = 1$. This gives (2, 1).
13. Read the table by matching the correct row and column first, then use the count or total that fits the question. $x - 4 = 2x - 7 \Rightarrow -x = -3 \Rightarrow x = 3, y = -1$. This gives (3, -1).
14. Read the table by matching the correct row and column first, then use the count or total that fits the question. $5 = -x + 9 \Rightarrow x = 4$. This gives (4, 5).
15. For a table question, slow down and locate the exact row, column, or cell before calculating. $-3x + 10 = 2x \Rightarrow 10 = 5x \Rightarrow x = 2, y = 4$. This gives (2, 4).
16. Use the clue in the question first, then let the arithmetic finish the job. At $x = -1$: $y = 2(-1) + 3 = 1$. So the answer is (-1, 1).
17. Use the labels on the display first; they tell you which count or total belongs in the answer. $x^2 = 4 \Rightarrow x = \pm 2$. Two intersection points. This gives ($\pm 2, 4$).
18. This is a good place to slow down, check the notation, and simplify cleanly. Parallel. So the answer is no solution.
19. Use the labels on the display first; they tell you which count or total belongs in the answer. $-x + 7 = x + 1 \Rightarrow 6 = 2x \Rightarrow x = 3, y = 4$. This gives (3, 4).
20. Use the labels on the display first; they tell you which count or total belongs in the answer. $3x = 2x + 1 \Rightarrow x = 1, y = 3$. This gives (1, 3).
21. Use the clue in the question first, then let the arithmetic finish the job. The solution is the intersection point of the two lines: (2, 3). So the answer is (2, 3).
22. Start with the definition the problem is testing, then apply it directly. The solution is the intersection point of the two lines, which is (1, 2). So the answer is (1, 2).
23. For a table question, slow down and locate the exact row, column, or cell before calculating. Set equal: $x + 2 = -2x + 11 \Rightarrow 3x = 9 \Rightarrow x = 3, y = 5$. This gives (3, 5).
24. Use the labels on the display first; they tell you which count or total belongs in the answer. $20 + 5h = 30 + 3h \Rightarrow 2h = 10 \Rightarrow h = 5$ hours. This gives 5 hours.
25. Read the table by matching the correct row and column first, then use the count or total that fits the question. $30t = 20t + 50 \Rightarrow 10t = 50 \Rightarrow t = 5$. This gives $t = 5$.
26. For a table question, slow down and locate the exact row, column, or cell before calculating. $10w = 60 + 2w \Rightarrow 8w = 60 \Rightarrow w = 7.5$ weeks. This gives $w = 7.5$.



Scan Me

Want a Full Algebra 1 Textbook? Try Our Connecticut SBAC Made Simple Book!



Connecticut SBAC Algebra I Made Ridiculously Simple

The friendly, step-by-step Algebra 1 textbook
Plain-English explanations, guided practice, and
review support.



Scan Me

Full Lessons Inside

Concepts
Practice
Mastery

Important: All our test books contain **unique, completely different tests** from each other! Each book offers fresh practice questions—no repeats!

5 Practice Tests

- ✓ 5 complete practice tests with detailed explanations
- ✓ Perfect foundation for SBAC test preparation
- ✓ Builds confidence and test-taking skills
- ✓ High-quality questions aligned with state standards

Start your practice journey!

6 Practice Tests

- ✓ 6 complete practice tests with detailed explanations
- ✓ **Unique tests**—different from the 5 tests book
- ✓ Perfect for more practice after mastering 5 tests
- ✓ Builds even more confidence and test-taking skills
- ✓ Same high-quality questions aligned with standards

Take your practice to the next level!

7 Practice Tests

- ✓ 7 complete practice tests for maximum preparation
- ✓ **Unique tests**—different from 5 and 6 tests books
- ✓ The most comprehensive practice for Algebra 1
- ✓ Ideal for students aiming for top scores
- ✓ Extensive practice builds mastery and confidence

Go all the way with comprehensive practice!

☐ STUDENT FAVORITE • Master Algebra I From the Ground Up ☐



Algebra I for Beginners

Written by a top math teacher & aligned with national and state Algebra I courses. From linear equations to graphing quadratics — explained the easy way.

- ✓ **Complete coverage** of every Algebra I concept — perfect companion to these worksheets
- ✓ **Step-by-step explanations** with worked examples on every topic
- ✓ **QR codes in every chapter** for free video lessons & bonus practice
- ✓ **2 full-length practice tests** with detailed answer keys

- ✓ 100% Guaranteed
- ✓ Lifetime Support
- ✓ Trusted by Teachers

Start Your Algebra Journey Today! →

★ STUDENT'S #1 CHOICE ★

Teacher-recommended • 12,000+ Happy Students

↓ PDF EDITION



Scan Me

Instant download • any device

☐ PAPERBACK



Scan Me

Paperback on Amazon

Hold it in your hands

Pair these free worksheets with *Algebra I for Beginners* and you have a complete self-paced course — concept lessons, daily practice, and full exam-style reviews, all in one path. →

EffortlessMath.com/product/algebra-i-for-beginners