

Solving One-Step Inequalities

Name: _____

Date: _____

Score: _____ / 48

Quick Review

Inequality symbols: $<$ means “less than,” $>$ means “greater than,” \leq means “less than or equal to,” and \geq means “greater than or equal to.” Solving an inequality is *almost* the same as solving an equation: do the same thing to both sides until the variable is isolated. But here’s the one rule that trips up everyone: when you **multiply or divide both sides by a negative number, you must flip the inequality sign.** (Why? Because multiplying by -1 reverses which side of zero a number is on.) On a number line, use an **open circle** \circ at the boundary for $<$ or $>$ (the value isn’t included), and a **closed circle** \bullet for \leq or \geq (it is included). Then shade toward the side that solves the inequality.

PRACTICE

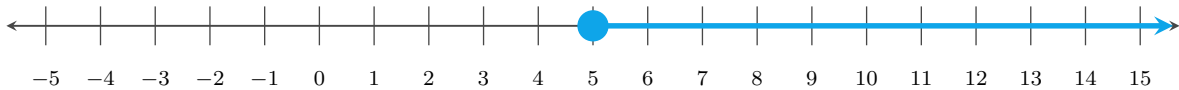
Solve each inequality.

- | | | | |
|--------------------------|-------|--|-------|
| 1. $x + 3 > 8$ | _____ | 11. $-5p \geq 25$ | _____ |
| 2. $n - 5 \leq 2$ | _____ | 12. $w - 8 > -3$ | _____ |
| 3. $y + 7 < 4$ | _____ | 13. $6 + x \leq 1$ | _____ |
| 4. $a - 1 \geq -6$ | _____ | 14. $-x > 4$ | _____ |
| 5. $4x > 20$ | _____ | 15. $3n \geq -27$ | _____ |
| 6. $-2m < 10$ | _____ | 16. $\frac{y}{-2} > 3$ | _____ |
| 7. $\frac{x}{3} \geq 6$ | _____ | 17. $-15 < -3a$ | _____ |
| 8. $\frac{n}{-4} \leq 5$ | _____ | 18. $x - \frac{1}{2} \geq \frac{3}{2}$ | _____ |
| 9. $-7k > -42$ | _____ | 19. $0.4x < 2$ | _____ |
| 10. $x + 0.5 < 3.5$ | _____ | 20. $-\frac{2}{3}n \leq 4$ | _____ |

VISUAL PRACTICE

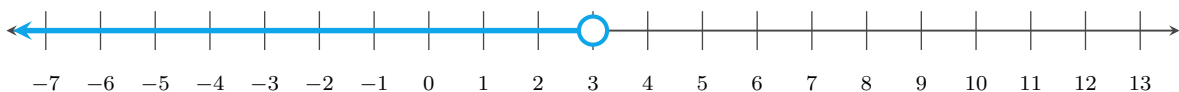
Use the graph, table, chart, or diagram to answer the question.

21. Write the inequality shown on the number line.



Answer: _____

22. Write the inequality shown on the number line.



Answer: _____



Scan Me

23. Write the inequality shown on the number line.



Answer: _____

24. Write the inequality shown on the number line.



Answer: _____

25. Write the inequality shown on the number line.



Answer: _____

26. Write the inequality shown on the number line.



Answer: _____

27. Write the inequality shown on the number line.



Answer: _____

28. Write the inequality shown on the number line.



Answer: _____



Scan Me

◆ Word Problems

29. A roller coaster requires riders to be at least 48 inches tall. If Sam is h inches tall, write and solve an inequality. Sam is 45 inches — can he ride? _____
30. You have \$50 and want to buy notebooks that cost \$6 each. Write an inequality for the number of notebooks n you can buy. _____
31. To pass a class, a student needs more than 70 points on a test. If each correct answer is worth 5 points, how many correct answers c does the student need? _____
32. A delivery truck can carry no more than 2,000 pounds. Each box weighs 40 pounds. What's the maximum number of boxes b the truck can carry? _____
33. A community center room can hold at most 36 students. If 9 tables are set up, what is the greatest number of students s that can sit at each table? _____
34. Priya needs at least 45 minutes of reading practice this week. She plans to read for m minutes each day for 5 days. What inequality describes her plan? _____
35. A freezer is at 47°F and must be brought below 40°F . If the temperature drops by d degrees, what values of d work? _____
36. A school club wants to earn more than \$300 from ticket sales. Tickets cost \$12 each. How many tickets t must the club sell? _____
37. A storage shelf can safely hold no more than 75 pounds. Each box weighs 15 pounds. What is the maximum number of boxes b the shelf can hold? _____
38. A student has \$18 for lunch. A meal costs \$6 plus x dollars for an extra snack. What inequality shows how much the snack can cost? _____
39. A phone plan allows up to 8 GB of data. Jay has used 3.2 GB. How many more gigabytes g can he use? _____
40. Snack packs cost \$3 each. Luis wants to spend less than \$24. What inequality describes the number of packs s ? _____
41. Free shipping starts at \$50. Mia's cart is \$38. How much must one more item p cost? _____
42. A sample must stay above 15°C . It starts at 21°C and cools by c degrees. What values of c work? _____
43. A shelf has 42 inches of space. Each binder is 1.5 inches wide. How many binders b can fit? _____
44. A team needs at least 18 volunteers. Six signed up. How many more volunteers v are needed? _____
45. A bike rental costs \$12 plus \$4 per hour. Jalen wants to spend less than \$40. What values of h work? _____
46. An elevator can carry at most 1,000 pounds. If each crate weighs 125 pounds, how many crates c can ride? _____
47. A printer job must use fewer than 90 pages. A report uses p pages. What inequality must p satisfy? _____
48. A delivery order costs \$5 plus \$2 per mile. The budget is \$30. What values of m fit the budget? _____



Scan Me

Answer Keys

- | | | |
|-----------------|----------------------|------------------|
| 1. $x > 5$ | 17. $5 > a$ | 33. $s \leq 4$ |
| 2. $n \leq 7$ | 18. $x \geq 2$ | 34. $m \geq 9$ |
| 3. $y < -3$ | 19. $x < 5$ | 35. $d > 7$ |
| 4. $a \geq -5$ | 20. $n \geq -6$ | 36. $t > 25$ |
| 5. $x > 5$ | 21. $x \geq 5$ | 37. $b \leq 5$ |
| 6. $m > -5$ | 22. $x < 3$ | 38. $x \leq 12$ |
| 7. $x \geq 18$ | 23. $x \leq -2$ | 39. $g \leq 4.8$ |
| 8. $n \geq -20$ | 24. $x > 4$ | 40. $s < 8$ |
| 9. $k < 6$ | 25. $x \leq 7$ | 41. $p \geq 12$ |
| 10. $x < 3$ | 26. $x > -1$ | 42. $c < 6$ |
| 11. $p \leq -5$ | 27. $x < 0$ | 43. $b \leq 28$ |
| 12. $w > 5$ | 28. $x \geq -4$ | 44. $v \geq 12$ |
| 13. $x \leq -5$ | 29. $h \geq 48$; No | 45. $h < 7$ |
| 14. $x < -4$ | 30. $n \leq 8$ | 46. $c \leq 8$ |
| 15. $n \geq -9$ | 31. $c > 14$ | 47. $p < 90$ |
| 16. $y < -6$ | 32. $b \leq 50$ | 48. $m < 12.5$ |

Step-by-Step Tutor Notes

1. Work one inverse operation at a time and keep both sides balanced. Subtract 3 from both sides: $x > 5$. Open circle at 5, shade right. After simplifying, the answer is $x > 5$.
2. Keep the order of operations in view, then simplify without skipping the sign check. Add 5 to both sides: $n \leq 7$. Closed circle at 7, shade left. After simplifying, the answer is $n \leq 7$.
3. Move carefully through the arithmetic; one clean operation usually unlocks the next one. Subtract 7: $y < -3$. Open circle at -3 , shade left. After simplifying, the answer is $y < -3$.
4. Move carefully through the arithmetic; one clean operation usually unlocks the next one. Add 1: $a \geq -5$. Closed circle, shade right. After simplifying, the answer is $a \geq -5$.
5. Keep the order of operations in view, then simplify without skipping the sign check. Divide both sides by 4 (positive — no flip): $x > 5$. After simplifying, the answer is $x > 5$.
6. Divide both sides by -2 — *flip the sign!* $m > -5$. (This is the rule everyone forgets. Negative divisor means flip.)
7. Move carefully through the arithmetic; one clean operation usually unlocks the next one. Multiply both sides by 3 (positive — no flip): $x \geq 18$. After simplifying, the answer is $x \geq 18$.
8. Work one inverse operation at a time and keep both sides balanced. Multiply both sides by -4 — *flip!* $n \geq -20$. After simplifying, the answer is $n \geq -20$.
9. Keep the order of operations in view, then simplify without skipping the sign check. Divide by -7 — flip the sign: $k < 6$. Open circle, shade left. After simplifying, the answer is $k < 6$.
10. Subtract 0.5: $x < 3$. Open circle at 3, shade left. Decimals don't change the rules.
11. Keep the order of operations in view, then simplify without skipping the sign check. Divide by -5 — flip: $p \leq -5$. Closed circle at -5 , shade left. After simplifying, the answer is $p \leq -5$.
12. Move carefully through the arithmetic; one clean operation usually unlocks the next one. Add 8: $w > 5$. Open circle, shade right. After simplifying, the answer is $w > 5$.
13. Move carefully through the arithmetic; one clean operation usually unlocks the next one. Subtract 6: $x \leq -5$. After simplifying, the answer is $x \leq -5$.
14. Keep the order of operations in view, then simplify without skipping the sign check. $-x$ is $-1 \cdot x$. Divide by -1 — flip: $x < -4$. After simplifying, the answer is $x < -4$.
15. Divide by 3 (positive — no flip): $n \geq -9$. (Watch out: only flip when you divide by a negative. Positive divisor, negative number being divided — no flip.)
16. Keep the order of operations in view, then simplify without skipping the sign check. Multiply by -2 — flip: $y < -6$. After simplifying, the answer is $y < -6$.
17. Divide both sides by -3 — flip: $5 > a$, which is the same as $a < 5$. (Either way of writing it is correct.)
18. Work one inverse operation at a time and keep both sides balanced. Add $\frac{1}{2}$ to both sides: $x \geq \frac{3}{2} + \frac{1}{2} = 2$. After simplifying, the answer is $x \geq 2$.
19. Keep the order of operations in view, then simplify without skipping the sign check. Divide by 0.4 (positive — no flip): $x < 5$. After simplifying, the answer is $x < 5$.
20. Move carefully through the arithmetic; one clean operation usually unlocks the next one. Multiply both sides by $-\frac{3}{2}$ — flip because of the negative: $n \geq -6$. After simplifying, the answer is $n \geq -6$.
21. For a table question, slow down and locate the exact row, column, or cell before calculating. The closed circle includes 5, and the arrow points right, so $x \geq 5$. This gives $x \geq 5$.
22. Focus on the main idea of the problem, then simplify carefully. The open circle at 3 and shading left mean values less than 3. So the answer is $x < 3$.
23. For a table question, slow down and locate the exact row, column, or cell before calculating. The closed circle includes -2 , and the arrow points left. That means $x \leq -2$. This gives $x \leq -2$.
24. The open circle leaves out 4, and the arrow points right, so the graph shows $x > 4$.
25. The closed circle means 7 is included. Shading left means values less than or equal to 7.
26. Use the labels on the display first; they tell you which count or total belongs in the answer. The open circle at -1 means -1 is not included, and the arrow points right. This gives $x > -1$.
27. The open circle at 0 shows that 0 is not included, and the graph shades left.




Scan Me

28. The closed circle includes -4 , and the arrow points right. So the inequality is $x \geq -4$.
29. "At least 48" means $h \geq 48$. Sam's height is 45. Since $45 < 48$, Sam cannot ride. ("At least" always means \geq — the value itself is included.)
30. Total cost is $6n$, and you have \$50 to spend: $6n \leq 50$. Divide by 6: $n \leq \frac{50}{6} \approx 8.33$. Since you can't buy a fraction of a notebook, $n \leq 8$ whole notebooks.
31. "More than 70" is strictly greater: $5c > 70$. Divide by 5: $c > 14$. The student needs at least 15 correct answers to pass.
32. "No more than" is \leq : $40b \leq 2000$. Divide by 40: $b \leq 50$. The truck can carry up to 50 boxes.
33. At most 36 students means the total must be 36 or less: $9s \leq 36$. Divide by 9 to get $s \leq 4$. So each table can have no more than 4 students.
34. Five days of reading is $5m$ minutes. "At least 45" means $5m \geq 45$. Divide by 5: $m \geq 9$. She should read at least 9 minutes each day.
35. The new temperature is $47 - d$. It must be below 40, so $47 - d < 40$. Subtract 47 to get $-d < -7$, then divide by -1 and flip the sign: $d > 7$.
36. More than \$300 means $12t > 300$. Divide by 12: $t > 25$. Since tickets are whole items, the club must sell at least 26 tickets.
37. "No more than 75 pounds" means $15b \leq 75$. Divide both sides by 15: $b \leq 5$. The shelf can hold up to 5 boxes.
38. The total cost is $6 + x$, and it cannot be more than \$18: $6 + x \leq 18$. Subtract 6 from both sides: $x \leq 12$. The snack can cost at most \$12.
39. Jay's total use is $3.2 + g$, and it must be no more than 8: $3.2 + g \leq 8$. Subtract 3.2 to get $g \leq 4.8$.
40. The cost is $3s$, and it must be less than 24: $3s < 24$. Divide by 3 to get $s < 8$. In whole snack packs, that means at most 7.
41. The new total is $38 + p$. For free shipping, $38 + p \geq 50$. Subtract 38: $p \geq 12$.
42. The temperature after cooling is $21 - c$. It must stay above 15, so $21 - c > 15$. Subtract 21: $-c > -6$. Divide by -1 and flip the sign: $c < 6$.
43. The binders use $1.5b$ inches, and the shelf has 42 inches: $1.5b \leq 42$. Divide by 1.5 to get $b \leq 28$.
44. "No fewer than 18" means at least 18: $6 + v \geq 18$. Subtract 6 to get $v \geq 12$.
45. The total cost is $12 + 4h$. Less than \$40 means $12 + 4h < 40$. Subtract 12 to get $4h < 28$, then divide by 4: $h < 7$.
46. The crates weigh $125c$ pounds total. At most 1,000 pounds means $125c \leq 1000$. Divide by 125: $c \leq 8$.
47. "Fewer than 90 pages" means the boundary 90 is not included. So the report must satisfy $p < 90$.
48. The cost is $5 + 2m$, and it must be no more than 30: $5 + 2m \leq 30$. Subtract 5 to get $2m \leq 25$, so $m \leq 12.5$.



Scan Me

Want a Full Algebra 1 Textbook? Try Our Connecticut SBAC Made Simple Book!



Connecticut SBAC Algebra I Made Ridiculously Simple

The friendly, step-by-step Algebra 1 textbook
Plain-English explanations, guided practice, and
review support.



Scan Me

Full Lessons Inside

Concepts
Practice
Mastery

Important: All our test books contain **unique, completely different tests** from each other! Each book offers fresh practice questions—no repeats!

5 Practice Tests

- ✓ 5 complete practice tests with detailed explanations
- ✓ Perfect foundation for SBAC test preparation
- ✓ Builds confidence and test-taking skills
- ✓ High-quality questions aligned with state standards

Start your practice journey!

6 Practice Tests

- ✓ 6 complete practice tests with detailed explanations
- ✓ **Unique tests**—different from the 5 tests book
- ✓ Perfect for more practice after mastering 5 tests
- ✓ Builds even more confidence and test-taking skills
- ✓ Same high-quality questions aligned with standards

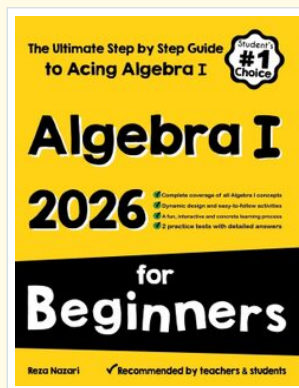
Take your practice to the next level!

7 Practice Tests

- ✓ 7 complete practice tests for maximum preparation
- ✓ **Unique tests**—different from 5 and 6 tests books
- ✓ The most comprehensive practice for Algebra 1
- ✓ Ideal for students aiming for top scores
- ✓ Extensive practice builds mastery and confidence

Go all the way with comprehensive practice!

STUDENT FAVORITE • Master Algebra I From the Ground Up



Algebra I for Beginners

Written by a top math teacher & aligned with national and state Algebra I courses. From linear equations to graphing quadratics — explained the easy way.

- ✓ **Complete coverage** of every Algebra I concept — perfect companion to these worksheets
- ✓ **Step-by-step explanations** with worked examples on every topic
- ✓ **QR codes in every chapter** for free video lessons & bonus practice
- ✓ **2 full-length practice tests** with detailed answer keys

- ✓ 100% Guaranteed
- ✓ Lifetime Support
- ✓ Trusted by Teachers

Start Your Algebra Journey Today! →

★ STUDENT'S #1 CHOICE ★

Teacher-recommended • 12,000+ Happy Students

PDF EDITION



Scan Me

Instant download • any device

PAPERBACK



Scan Me

Paperback on Amazon

Hold it in your hands

Pair these free worksheets with *Algebra I for Beginners* and you have a complete self-paced course — concept lessons, daily practice, and full exam-style reviews, all in one path. →

EffortlessMath.com/product/algebra-i-for-beginners