

Measures of Center and Spread

Name: _____ Date: _____ Score: _____ / 26

Quick Review

Measures of center describe where the data clusters. The **mean** (average) is the sum divided by the count. The **median** is the middle value when data is ordered (average the two middles if even count). The **mode** is the value(s) that appear most often. **Measures of spread** describe how scattered the data is. The **range** is max minus min. The **interquartile range (IQR)** is $Q_3 - Q_1$ — the spread of the middle 50%, less affected by outliers. The **mean absolute deviation (MAD)** is the average distance of each data point from the mean. **Mean vs. median:** use mean for symmetric data, median when there are outliers or skew.

PRACTICE

Find the indicated measure.

- | | | | |
|-------------------------------|-------|------------------------------------|-------|
| 1. Mean of 4, 6, 8, 10 | _____ | 11. Mean of 2, 4, 4, 4, 5, 5, 7, 9 | _____ |
| 2. Median of 3, 7, 9, 11, 15 | _____ | 12. Median of same set | _____ |
| 3. Mode of 2, 5, 2, 7, 2, 9 | _____ | 13. Mode of same set | _____ |
| 4. Range of 12, 18, 4, 20, 8 | _____ | 14. IQR of 1, 3, 5, 7, 9, 11, 13 | _____ |
| 5. Median of 2, 5, 9, 11 | _____ | 15. Mean of 3, 3, 3, 3, 3 | _____ |
| 6. Mean of 10, 20, 30 | _____ | 16. If add 10 to mean of 5, 7, 9 | _____ |
| 7. Mode of 1, 2, 3, 4, 5 | _____ | 17. Median resistant to outliers? | _____ |
| 8. Mode of 3, 3, 7, 7, 9 | _____ | 18. Range of 5, 5, 5 | _____ |
| 9. Range of -5, 0, 8, 12 | _____ | 19. Mode of single value 7 | _____ |
| 10. Median of 100, 50, 75, 25 | _____ | 20. Mean affected by outlier? | _____ |

VISUAL PRACTICE

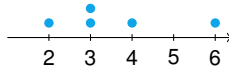
Use the graph, table, chart, or diagram to answer the question.

21. Use the frequency table to find the mode.

score	80	90	100
frequency	2	3	1

Answer: _____

22. Find the median from the dot plot.



Answer: _____

Word Problems

23. A teacher reviews the latest quiz scores: 82, 75, 90, 88, 80. Find the mean and median, then decide which number better represents a typical score. _____
24. A class has heights in centimeters: 150, 155, 160, 158, 162, 200. Decide whether the mean or median better represents a typical student height, and explain why. _____
25. A weather station recorded one week's high temperatures: 58, 62, 71, 65, 60, 75, 68 degrees. Find the range and explain what it tells you. _____
26. A coach records the number of laps run by nine students: 1, 2, 4, 7, 9, 11, 13, 16, 20. Find the IQR to describe the spread of the middle half of the group. _____



Answer Keys

- | | |
|----------|-------------------------------|
| 1. 7 | 14. 8 |
| 2. 9 | 15. 3 |
| 3. 2 | 16. new mean 17 |
| 4. 16 | 17. yes |
| 5. 7 | 18. 0 |
| 6. 20 | 19. 7 |
| 7. none | 20. yes |
| 8. 3, 7 | 21. 90 |
| 9. 17 | 22. 3 |
| 10. 62.5 | 23. $\bar{x} = 83$, med = 82 |
| 11. 5 | 24. median |
| 12. 4.5 | 25. 17° |
| 13. 4 | 26. IQR = 11.5 |

Step-by-Step Tutor Notes

1. Start with the definition the problem is testing, then apply it directly. $28/4 = 7$. So the answer is 7.
2. Use the clue in the question first, then let the arithmetic finish the job. Middle value. So the answer is 9.
3. Take it one clear step at a time and keep the original question in mind. Appears most. So the answer is 2.
4. Focus on the main idea of the problem, then simplify carefully. $20 - 4$. So the answer is 16.
5. Use the clue in the question first, then let the arithmetic finish the job. Average 5 and 9. So the answer is 7.
6. Focus on the main idea of the problem, then simplify carefully. $60/3$. So the answer is 20.
7. Use the clue in the question first, then let the arithmetic finish the job. All unique. So the answer is none.
8. Use the clue in the question first, then let the arithmetic finish the job. Bimodal. So the answer is 3, 7.
9. Take it one clear step at a time and keep the original question in mind. $12 - (-5)$. So the answer is 17.
10. This is a good place to slow down, check the notation, and simplify cleanly. Order: 25, 50, 75, 100. The average of the middle values is 62.5. So the answer is 62.5.
11. Start with the definition the problem is testing, then apply it directly. $40/8$. So the answer is 5.
12. Take it one clear step at a time and keep the original question in mind. Middle two are 4, 5, average 4.5. So the answer is 4.5.
13. This is a good place to slow down, check the notation, and simplify cleanly. Three 4s. So the answer is 4.
14. Use the clue in the question first, then let the arithmetic finish the job. $Q_1 = 3$, $Q_3 = 11$. $11 - 3 = 8$. So the answer is 8.
15. Use the clue in the question first, then let the arithmetic finish the job. All same. So the answer is 3.
16. Keep the order of operations in view, then simplify without skipping the sign check. Add 10 to every value, mean shifts by 10. After simplifying, the answer is new mean 17.
17. Focus on the main idea of the problem, then simplify carefully. Median doesn't change with extreme values; mean does. So the answer is yes.
18. Use the clue in the question first, then let the arithmetic finish the job. All same value. So the answer is 0.
19. Use the clue in the question first, then let the arithmetic finish the job. Trivially the mode. So the answer is 7.
20. Start with the definition the problem is testing, then apply it directly. Outliers pull the mean toward themselves. So the answer is yes.
21. For a table question, slow down and locate the exact row, column, or cell before calculating. The mode is the value with the greatest frequency. Score 90 appears most often. This gives 90.
22. This is a good place to slow down, check the notation, and simplify cleanly. The ordered data are 2, 3, 3, 4, 6, so the middle value is 3. So the answer is 3.
23. Sum = 415, mean = 83. Ordered: 75, 80, 82, 88, 90. Median = 82. The values are fairly close together, so either measure is reasonable; the mean is only one point higher than the median.
24. The 200 is an outlier. Mean is $\frac{985}{6} \approx 164$, but median is 159. Median better represents typical height.
25. The highest temperature is 75 and the lowest is 58. The range is $75 - 58 = 17$ degrees, so the week's highs varied by 17 degrees.
26. Median = 9. $Q_1 =$ median of lower half $\{1, 2, 4, 7\} = 3$. $Q_3 =$ median of upper half $\{11, 13, 16, 20\} = 14.5$. So IQR = $14.5 - 3 = 11.5$ using the same quartile convention throughout.



Scan Me

Want a Full Algebra 1 Textbook? Try Our Alabama ACAP Made Simple Book!



Alabama ACAP Algebra I Made Ridiculously Simple

The friendly, step-by-step Algebra 1 textbook
Plain-English explanations, guided practice, and
review support.



Full Lessons Inside

Concepts
Practice
Mastery

Important: All our test books contain **unique, completely different tests** from each other! Each book offers fresh practice questions—no repeats!

5 Practice Tests

- ✓ 5 complete practice tests with detailed explanations
- ✓ Perfect foundation for ACAP test preparation
- ✓ Builds confidence and test-taking skills
- ✓ High-quality questions aligned with state standards

Start your practice journey!

6 Practice Tests

- ✓ 6 complete practice tests with detailed explanations
- ✓ **Unique tests**—different from the 5 tests book
- ✓ Perfect for more practice after mastering 5 tests
- ✓ Builds even more confidence and test-taking skills
- ✓ Same high-quality questions aligned with standards

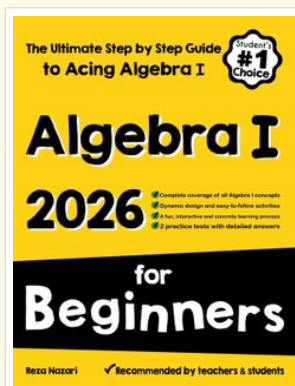
Take your practice to the next level!

7 Practice Tests

- ✓ 7 complete practice tests for maximum preparation
- ✓ **Unique tests**—different from 5 and 6 tests books
- ✓ The most comprehensive practice for Algebra 1
- ✓ Ideal for students aiming for top scores
- ✓ Extensive practice builds mastery and confidence

Go all the way with comprehensive practice!

☐ STUDENT FAVORITE • Master Algebra I From the Ground Up ☐



Algebra I for Beginners

Written by a top math teacher & aligned with national and state Algebra I courses. From linear equations to graphing quadratics — explained the easy way.

- ✓ **Complete coverage** of every Algebra I concept — perfect companion to these worksheets
- ✓ **Step-by-step explanations** with worked examples on every topic
- ✓ **QR codes in every chapter** for free video lessons & bonus practice
- ✓ **2 full-length practice tests** with detailed answer keys

- ✓ 100% Guaranteed
- ✓ Lifetime Support
- ✓ Trusted by Teachers

Start Your Algebra Journey Today! →

★ STUDENT'S #1 CHOICE ★


Teacher-recommended • 12,000+ Happy Students

↓ PDF EDITION



Instant download • any device

☐ PAPERBACK



Paperback on Amazon

Hold it in your hands

Pair these free worksheets with *Algebra I for Beginners* and you have a complete self-paced course — concept lessons, daily practice, and full exam-style reviews, all in one path. →

EffortlessMath.com/product/algebra-i-for-beginners