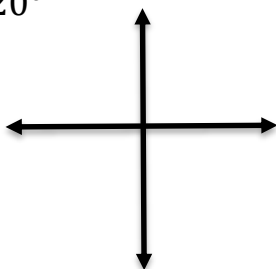
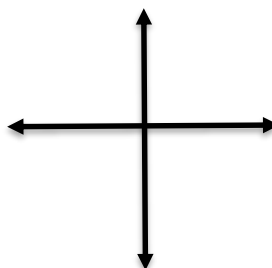


Sketch Each Angle in Standard Position***Draw each angle with the given measure in standard position.***

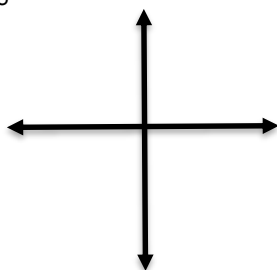
1) -120°



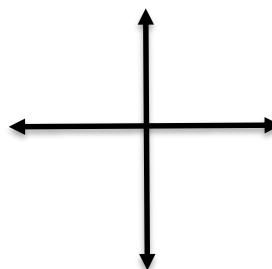
4) 280°



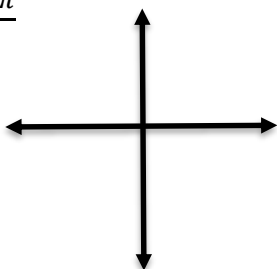
2) 440°



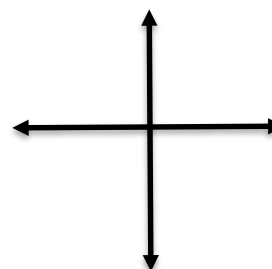
5) 710°



3) $-\frac{10\pi}{3}$



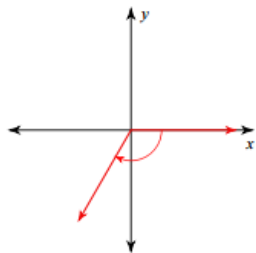
6) $\frac{11\pi}{6}$



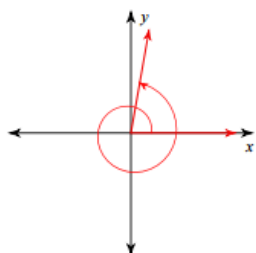
Answers

Sketch Each Angle in Standard Position

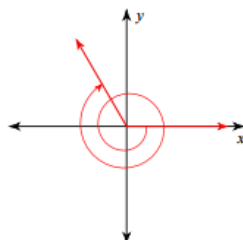
1) -120°



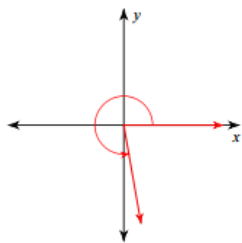
2) 440°



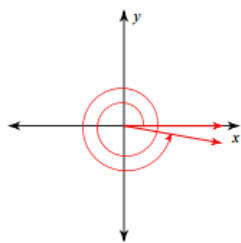
3) $-\frac{10\pi}{3}$



4) 280°



5) 710°



6) $\frac{11\pi}{6}$

